

Yellowstone Country Assistance Network

Hot Springs County: Community Input for CSBG Needs Assessment

December 2022

Prepared by:



TheAlignTeam.org

Yellowstone Country Assistance Network

Key Findings

Based on input from community members in Hot Springs County, the following areas are top concerns for low-income individuals and families.

Employment

Hot Springs County is struggling with recruiting and maintaining a qualified workforce. Job seekers have numerous barriers to employment including housing, childcare, low wages, transportation, and training/education.

Housing

The availability of affordable housing is a top concern for community members in Hot Springs County. Housing is scarce and incredibly expensive. Neither homes to rent or to buy are available or affordable. Homes have been converted for Airbnb or Vrbo, reducing supply even further. The community offers very few low-income options.

Medical Care

While participants thought the Hot Springs County healthcare system is an asset to the community, the cost of healthcare is prohibitive. *Receiving medical care (including dental work)* was the most difficult thing for survey respondents; 76% said this was difficult for them sometimes or most of the time. The two most common barriers to good health were *cost of medical care* (32%) and *cost of nutritious food* (30%). Respondents felt *medical care* and *health insurance* were the first and second most needed resources in the community.

Yellowstone Country Assistance Network

Methods

The Yellowstone Country Assistance Network (YCAN) contracted with Align to conduct the community input portion of their Community Services Block Grant (CSBG) needs assessment for Park and Hot Springs Counties in Wyoming. This report covers the methods and results for Hot Springs County. Align gathered data using an online survey, focus groups, and interviews.

Survey

Align drafted survey questions tailored toward residents who are low-income or living in poverty. The survey collected data on demographics, housing, employment, income and asset building, health, civic engagement, community involvement, and local services.

Align contracted with Marketing Systems Group to obtain a sample of residents in Hot Springs County with individual annual incomes less than \$50,000. Using Survey Monkey, Align sent an invitation and a link to every person in the sample (500 total invitations) on October 10, 2022. On October 21, 2022, Align sent a reminder email to all those who did not open the survey or who partially completed it. Align also sent follow-up messages thanking those who completed it. Of the initial invitations, 52 emails bounced, 235 were never opened, and 201 were opened. In all, 55 people responded to the survey; 2 of these respondents reported not living in Hot Springs County, leaving 53 valid responses. Align closed the survey on November 14, 2022. As an incentive for participation, Align provided one \$100 gift card to a randomly drawn respondent.

Focus Groups

Align conducted two virtual focus groups of service providers in Hot Springs County. One was held on September 15, 2022, and the second was on September 21, 2022. Align invited people to participate in the focus groups through YCAN networks and contacts, primarily the Help Center and the Thermopolis Chamber of Commerce. Four people attended the first session and three attended the second. Align asked the groups about the county's strengths, challenges, and needs related to employment, education, income and asset building, housing, medical care, mental health, children and youth, seniors, and civic engagement.

Interviews

Using the Community Resource Inventory of 2019, Align invited additional stakeholders to participate in one-on-one interviews. One person agreed to be interviewed, which took place by phone in October. Align asked the same questions in both the focus groups and the interviews.

Yellowstone Country Assistance Network

Results

Hot Springs County residents feel that their communities operate well. They have a lot of organizations that serve the community; people are generous, and they look after each other and are aware of others' needs. The service organizations are well-connected and work well together, communicating resources that are available. Churches play a big role in helping community members. For a small county, they have a strong healthcare system with a hospital and clinic. Community members did identify some needs related to serving low-income individuals and families, including the need for case management services. The remainder of this section is organized by categories of need; summarizing the findings from the interviews, focus groups, and the online survey.

Children and Youth

The greatest concern for community members around children and youth was the availability of childcare. The shortage of childcare options is a “huge issue.” Options outside of typical business hours are extremely rare, if nonexistent, meaning some parents cannot take jobs requiring shifts in the evenings, overnight, and on weekends (e.g., retail, hospitality, health care). Every daycare has a waiting list. Many are living in Worland, driving from Worland, to work in Thermopolis, partly because Thermopolis cannot offer childcare or housing. Some daycares close when the school district does not have school. Opening a daycare can be difficult financially, with an arduous application and approval process.

Hot Springs County does not have a lot of mental health support for youth. Recruitment and retention of counselors is difficult.

On the Hot Springs County Community Needs Survey, the fourth most common barrier to employment respondents saw in the community was *childcare/dependents* and 74% of survey respondents thought *childcare assistance* was needed in Hot Springs County.

Civic Engagement

Civic engagement (voting, volunteering, participating in community events) is often low priority for those who are low-income. Working multiple jobs, transportation, and worrying about the next meal will take precedence over community engagement. While not formally volunteering, service providers often see low-income individuals helping each other.

Civic engagement was difficult for the respondents of the survey as well. A plurality (37%) of respondents reported that they are involved in their community *a little* and believed most people

Yellowstone Country Assistance Network

in Hot Springs County were more involved (52% thought most people in Hot Springs County were involved *a moderate amount*.)

Education

The school district does not offer an after-school program, which can be challenging. The “Lights On” program for after school was recently suspended because of staff shortages. School-aged children get out of school at 12:30 on Fridays, and elementary-aged children do not have school the second Friday of every month. With parents in the workforce, the altered schedule may leave children unattended after school. The schools have also had difficulty recruiting and retaining qualified teachers and staff.

When it comes to education, focus group participants agreed the community needs more options for trade schools and other non-traditional education. Those who are low-income sometimes experience barriers to attending college, and the need for employees in the trades is high. Advanced Placement classes in High School is an option for some students, and the community does have resources to obtain a GED. Some higher education resources that were once available in the community (such as the UW extension office and Central Wyoming College outreach) have permanently closed and are no longer available.

Education ranks lower than other needs on the survey. *Education* ranked 17th out of 18 possibilities of needed community resources. No one reported *lack of education* as the main cause of poverty in the county.

Employment

Participants discussed the need for additional employees in various sectors, but the lack of affordable housing is preventing potential employees from moving to the area. On the flip side, new businesses do not develop because there is no workforce. Many open jobs are entry-level, offering low wages (e.g., fast food workers, wait staff). It is difficult to work these service-sector jobs and support a family. Government jobs, the hospital, and the schools are large employers in the area who offer better pay.

Transportation to get to and from work is another concern for low-income individuals. To find gainful employment, job seekers need housing, and they need transportation. Many also need childcare, especially for younger children. Numerous daycares statewide and locally have closed recently, preventing people from going to work. Daycare options outside of typical business hours are extremely rare, if nonexistent, meaning some parents cannot take jobs requiring shifts in the evenings, overnight, and on weekends (e.g., retail, hospitality, health care).

Yellowstone Country Assistance Network

Survey respondents were also concerned about low wages and job availability. When asked about the main cause of poverty in Hot Springs County, the most common answer was *low wages*, followed by *low motivation or low work ethic*, then *lack of jobs*. About one-third (31%) said *being employed with a livable wage* is sometimes or most of the time difficult for them. When asked about barriers to employment in the community, the top three answers were *pay too low to support families*; *lack of training, skills, or experience*; and *no jobs available*.

Housing

Housing was a major concern for focus group and interview participants. Neither homes to rent or to buy are available or affordable. Finding anything to rent that is \$1,000 a month or less is challenging. Many rentals (especially cheaper ones) are rundown and in need of repair. Open housing units fill quickly and there is more demand than supply. This means people are couch surfing and businesses are having a hard time finding people to fill open positions.

There is a need for additional low-income housing. The Village Apartments (HUD housing) are completely full with a long waitlist. Some do not qualify, and the application is very long and difficult to complete. The Help Center at Common Ground is a good resource, but they have very limited hours. It would be helpful if the center was open into the evenings.

Commercial developers and the use of short-term accommodations like Airbnb and Vrbo make housing even more scarce. To compound the issue, Thermopolis is so remote that transportation of raw materials (for new buildings) into the area is quite expensive. Housing is so difficult to obtain that people live elsewhere (like Worland) and commute to Thermopolis. The tourist industry provides revenue for the area and has been growing in recent years. The county could use more tourists, but they cannot house employees (e.g., fishing and river guides). Housing needs to be addressed before the economy can grow.

On the survey, 33% of respondents reported *being able to pay my rent or mortgage* is sometimes or most of the time difficult, and 34% said *having adequate heat in the home* is difficult for them. When asked about receiving financial assistance in the last 12 months, the second most common answer was for *utilities* (after *food/nutrition*).

When asked about housing problems, the top three answers¹ were *I cannot afford to make needed repairs on my home*, *I cannot find affordable housing to buy*, and *I cannot find affordable housing to rent*. When asked about housing problems in the community, the top three answers were *people cannot find affordable housing to rent*, *people cannot find affordable housing to*

¹ After none of the above

Yellowstone Country Assistance Network

buy, and people cannot afford to make needed repairs on homes. When asked which community resources were needed, 85% of respondents said *affordable housing* (behind *medical care* and *health insurance*).

Income and Asset Building

Participants discussed the difficulty of building assets when cashflow is limited and people are worried about putting food on the table. It takes income and knowledge to build assets, and many do not have the income to get started. More education is needed in this area, such as classes on how interest works on loans and credit cards. This could be offered in high school.

Medical Care

For a county with such low population, the healthcare system is strong. The county has a hospital and a clinic. This hospital has partnered with a facility in Billings (a positive improvement). Some specialists travel to Thermopolis once every other week for follow-up care. Residents do need to travel further distances for specialty care. Casper is two hours away and Billings is three hours. A roundtrip trip to Billings may even require a hotel room. Without a vehicle or gas money, traveling for these appointments becomes extremely difficult. Thermopolis does have family practice physicians, but no pediatricians. The pharmacy in Thermopolis does not accept Good Rx, which can be a challenge for those using it, and people need to travel to Riverton for Walgreens or Walmart pharmacies. Dental care is often not covered by many insurance plans, and it is difficult to find financial assistance programs that will cover dental procedures.

Financial assistance is available for medical care through the Charity Care Program, and the clinic offers a sliding scale fee. However, the applications for these programs are long and intimidating (one is 8 pages front and back). This deters people from applying. Some may not be aware that they qualify for Medicare waivers.

Access to and cost of medical care was a concern for survey respondents as well. *Receiving medical care (including dental work)* was the most difficult thing for survey respondents; 76% said this was difficult for them sometimes or most of the time. The two most common barriers to good health were *cost of medical care* (32%) and *cost of nutritious food* (30%). When asked about barriers to good health in the community, 63% marked *cost of medical care*, 50% marked *cost of nutritious food*, and 47% marked *cost of medication*. Respondents felt *medical care* and *health insurance* were the first and second most needed resources in the community. Additionally, 85% of respondents thought *food and nutrition assistance* and 83% thought *dental services* were needed in the community.

Yellowstone Country Assistance Network

Mental Health and Substance Abuse Issues

Hot Springs County offers some resources for mental health care: private mental health providers, DFS, and a suicide prevention and substance abuse coalition that is gaining traction. However, most service providers have long waits (a month or two). The counseling profession has a high turnover rate and providers have a hard time finding qualified providers willing to stay in Thermopolis. Access to mental health care is a concern, along with the cost of services.

On the Hot Springs County Community Needs Survey, respondents ranked mental health concerns lower than other needs. For example, when asked about barriers to good health they see in the community, 18% marked *access to mental health services*, ranked 8th out of 14 barriers. Still, 78% of respondents thought *mental health services* were needed in Hot Springs County and 73% thought the same for *substance abuse services*.

Senior Citizens

Senior citizens seem to be well cared-for in Hot Springs County. The Hot Springs County Senior Center offers bus for transportation. Users need to call ahead, and it is a free service (by donation). The Center offers social and networking opportunities.

Still, transportation, housing, home repairs, mental health, social isolation, medical care, food security, cost of utilities, and prescriptions are all concerns for seniors, especially when many of them have fixed incomes.

Respondents of the survey agree; 77% of respondents felt *support for senior citizens* was a need in the county.

Conclusion

Community members in Hot Springs County identified several needs for individuals and families who are low-income. Employment, housing, and medical care are primary concerns.

Yellowstone Country Assistance Network

Appendix

Focus Group and Interview Participants

Jessica Benefiel, Hot Springs County School District Daycare

Bill Gordon, Hot Springs County Emergency Management

Pastor Paul Grossman, Thermopolis Federated Community Church

Penny Herdt, Hot Springs County Commissioners

Miranda Nelson, Hot Springs Health

Virgil Nethercott, Grandview Mobile Home Community

Ron Philips, Help Center at Common Ground

MeriAnn Rush, Thermopolis-Hot Springs County Chamber of Commerce

Focus Group and Interview Questions

*Note: Not every participant/group was asked every question.

1. What do think are the county's greatest strengths?
2. What do you think are the greatest challenges?
3. What needs do you see in:
 - Employment
 - Education
 - Income and asset building (savings accounts, owning a car or home, college savings, retirement accounts)
 - Housing
 - Medical care
 - Mental health and substance abuse
 - Children and Youth
 - Seniors
 - Community involvement (voting, volunteering, participating in community events)
4. What resources/agencies do you refer people to when they need assistance?
5. What gaps are there?
6. What barriers or limitations do low-income individuals and families encounter?
7. What would it take to end poverty in your county?

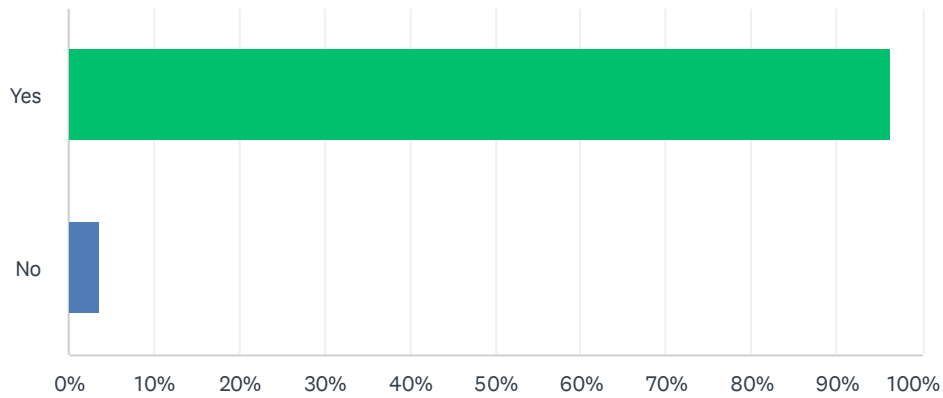
Yellowstone Country Assistance Network

Survey Results

The following pages provide the results from the Park County Community Needs Survey. Align incorporated a skip pattern into the questions about household income (questions 7–14). Each survey respondent was only asked one question about income, based on their household size. All other questions were asked of all respondents.

Q1 Do you live in Hot Springs County, Wyoming?

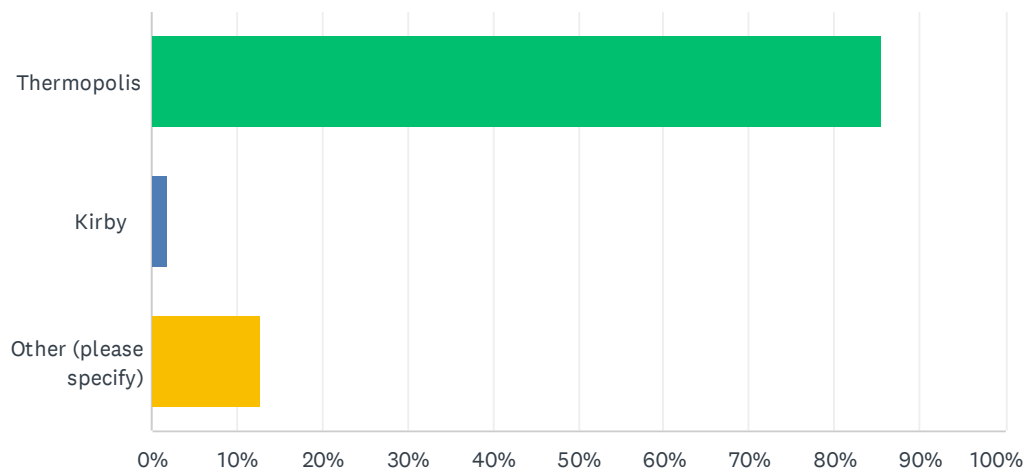
Answered: 55 Skipped: 0



ANSWER CHOICES	RESPONSES
Yes	96.36% 53
No	3.64% 2
TOTAL	55

Q2 Where do you live?

Answered: 55 Skipped: 0



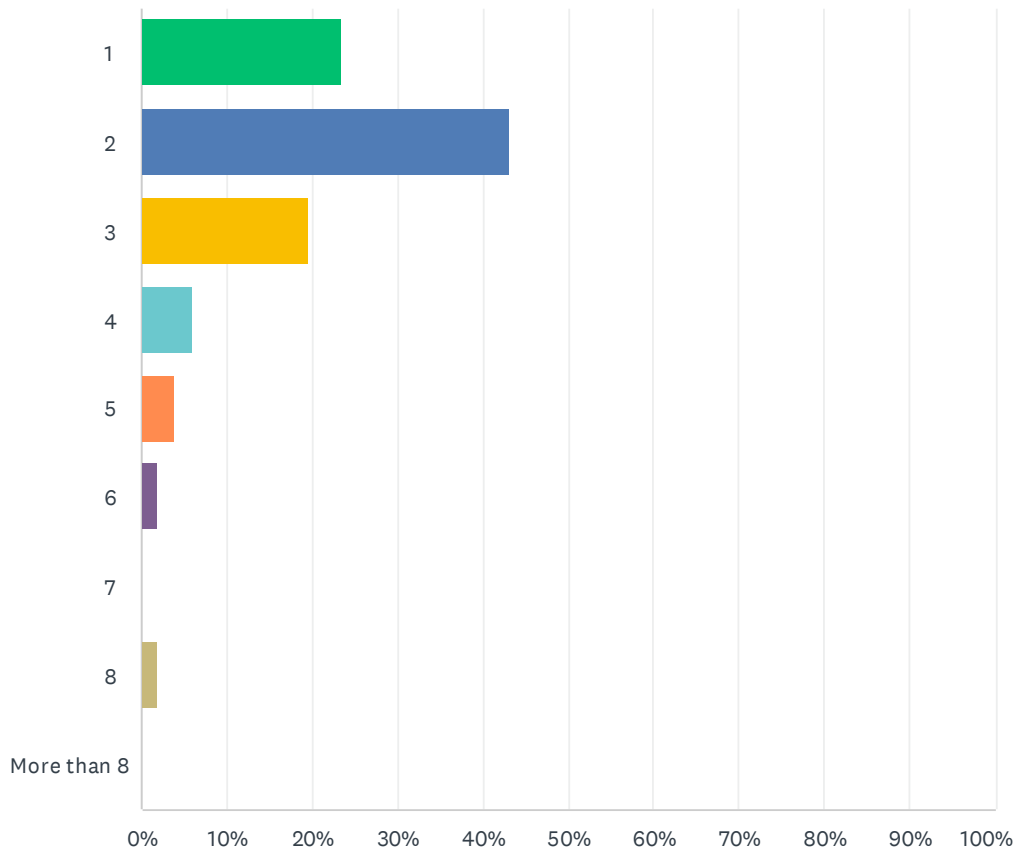
Hot Springs County Community Needs Survey

ANSWER CHOICES	RESPONSES	
Thermopolis	85.45%	47
Kirby	1.82%	1
Other (please specify)	12.73%	7
TOTAL		55

#	OTHER (PLEASE SPECIFY)	DATE
1	Ethete wy	10/22/2022 9:27 PM
2	East Thermop	10/21/2022 8:35 PM
3	Country outside of Thermopolis	10/21/2022 1:05 PM
4	Lucerne	10/21/2022 11:56 AM
5	Lurcerne area	10/11/2022 9:52 AM
6	Michigan	10/10/2022 5:22 PM
7	County	10/10/2022 3:26 PM

Q3 Including yourself, how many people live in your household?

Answered: 51 Skipped: 4

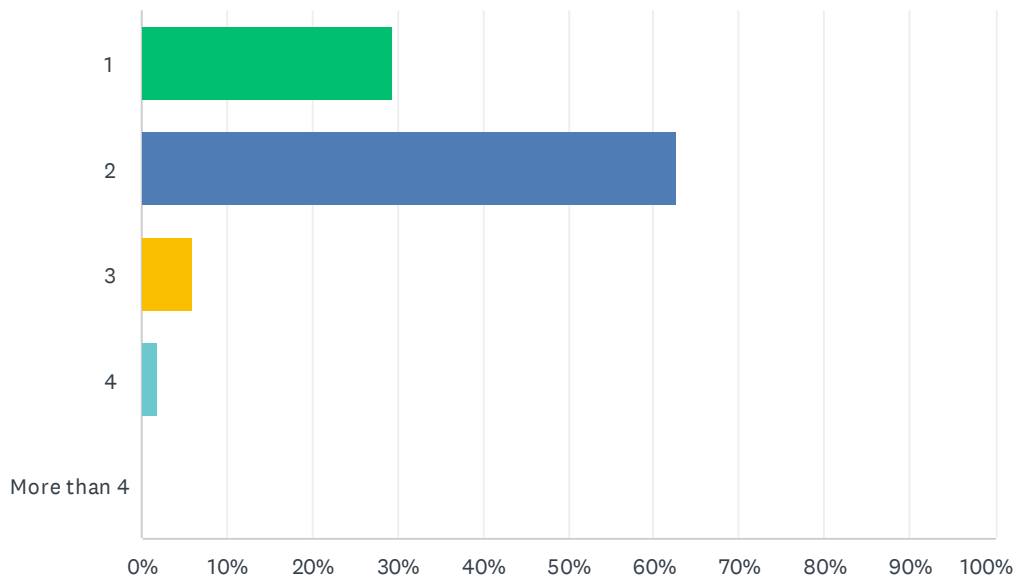


Hot Springs County Community Needs Survey

ANSWER CHOICES	RESPONSES	
1	23.53%	12
2	43.14%	22
3	19.61%	10
4	5.88%	3
5	3.92%	2
6	1.96%	1
7	0.00%	0
8	1.96%	1
More than 8	0.00%	0
TOTAL		51

Q4 Of those in your household, including yourself, how many are adults over the age of 18?

Answered: 51 Skipped: 4

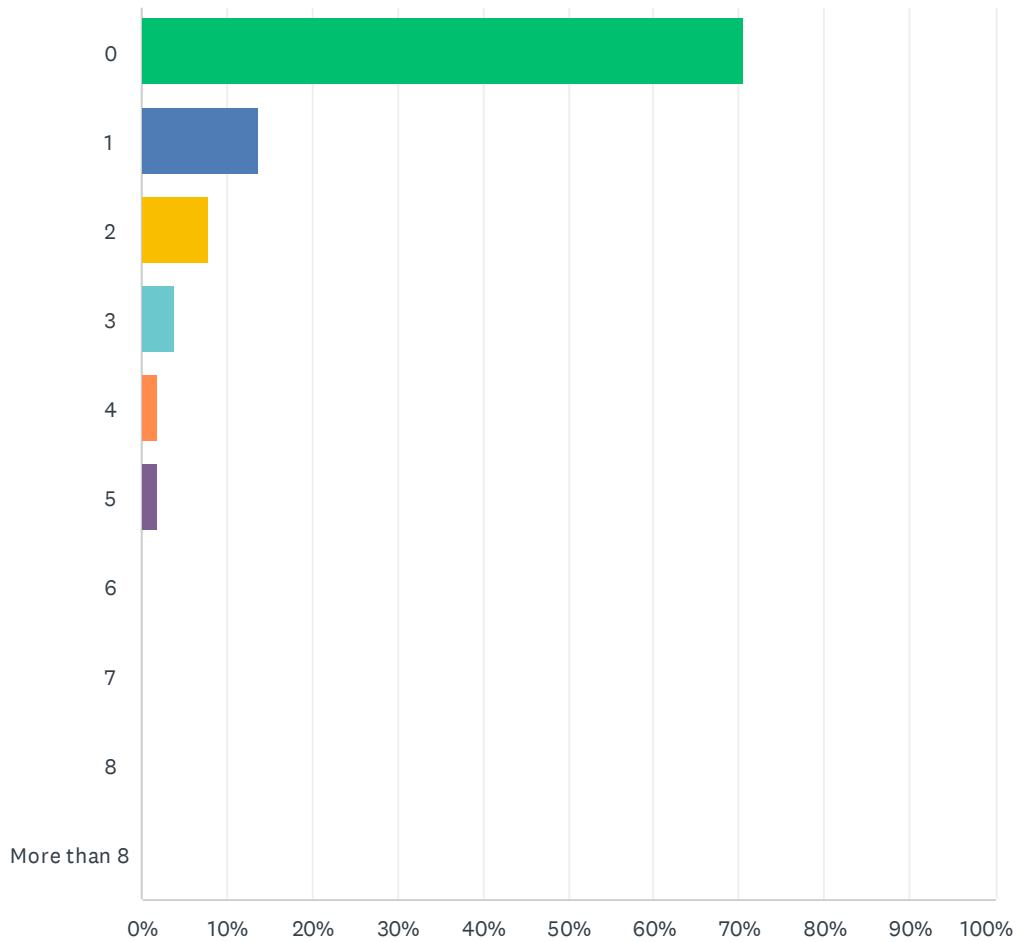


Hot Springs County Community Needs Survey

ANSWER CHOICES	RESPONSES	
1	29.41%	15
2	62.75%	32
3	5.88%	3
4	1.96%	1
More than 4	0.00%	0
TOTAL		51

Q5 Of those in your household, how many are children under the age of 18?

Answered: 51 Skipped: 4

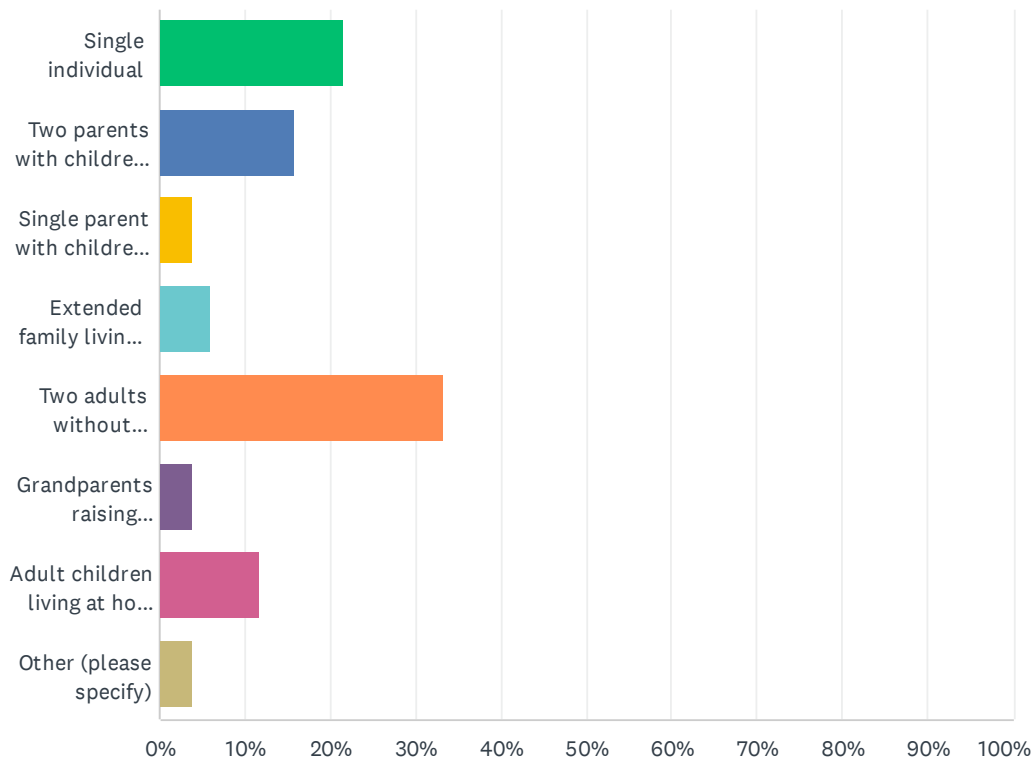


Hot Springs County Community Needs Survey

ANSWER CHOICES	RESPONSES	
0	70.59%	36
1	13.73%	7
2	7.84%	4
3	3.92%	2
4	1.96%	1
5	1.96%	1
6	0.00%	0
7	0.00%	0
8	0.00%	0
More than 8	0.00%	0
TOTAL		51

Q6 Which of the following best describes your family type within your household?

Answered: 51 Skipped: 4



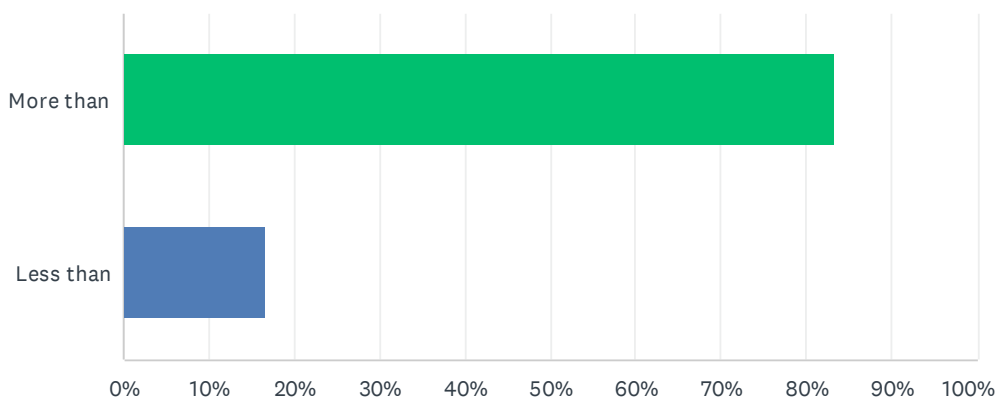
Hot Springs County Community Needs Survey

ANSWER CHOICES	RESPONSES
Single individual	21.57% 11
Two parents with children living at home	15.69% 8
Single parent with children living at home	3.92% 2
Extended family living together (aunts, uncles, grandparents)	5.88% 3
Two adults without children in the home	33.33% 17
Grandparents raising grandchildren	3.92% 2
Adult children living at home with one or two parents	11.76% 6
Other (please specify)	3.92% 2
TOTAL	51

#	OTHER (PLEASE SPECIFY)	DATE
1	Single grandparent raising grandchildren	10/10/2022 2:49 PM
2	Widow	10/10/2022 2:12 PM

Q7 This question asks about your total household income earned per year. Household income includes money from employment, self-employment, Social Security, retirement, disability, worker's compensation, unemployment, VA benefits, and alimony earned by everyone in the household. Is your total annual household income MORE THAN or LESS THAN \$16,987?

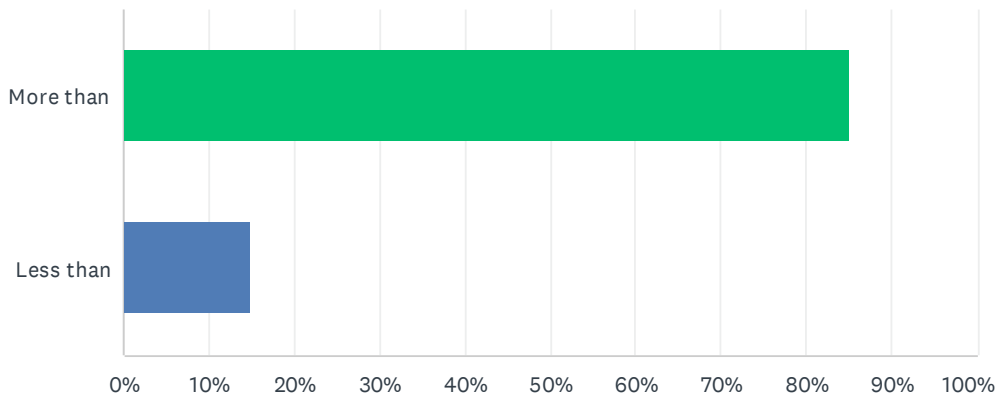
Answered: 12 Skipped: 43



ANSWER CHOICES	RESPONSES
More than	83.33% 10
Less than	16.67% 2
TOTAL	12

Q8 This question asks about your total household income earned per year. Household income includes money from employment, self-employment, Social Security, retirement, disability, worker's compensation, unemployment, VA benefits, and alimony earned by everyone in the household. Is your total annual household income **MORE THAN** or **LESS THAN \$22,887?**

Answered: 20 Skipped: 35

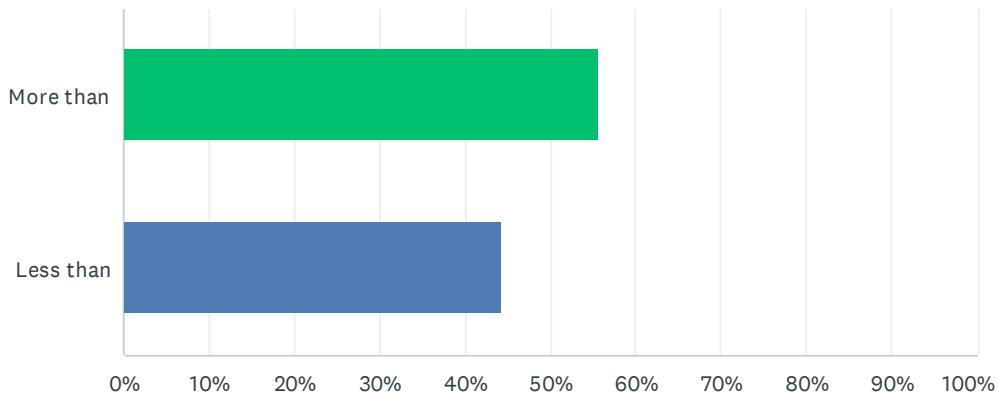


ANSWER CHOICES	RESPONSES
More than	85.00% 17
Less than	15.00% 3
TOTAL	20

Q9 This question asks about your total household income earned per year. Household income includes money from employment, self-employment, Social Security, retirement, disability, worker's compensation, unemployment, VA benefits, and alimony earned by everyone in the household. Is your total annual household income **MORE THAN** or **LESS THAN \$28,787?**

Answered: 9 Skipped: 46

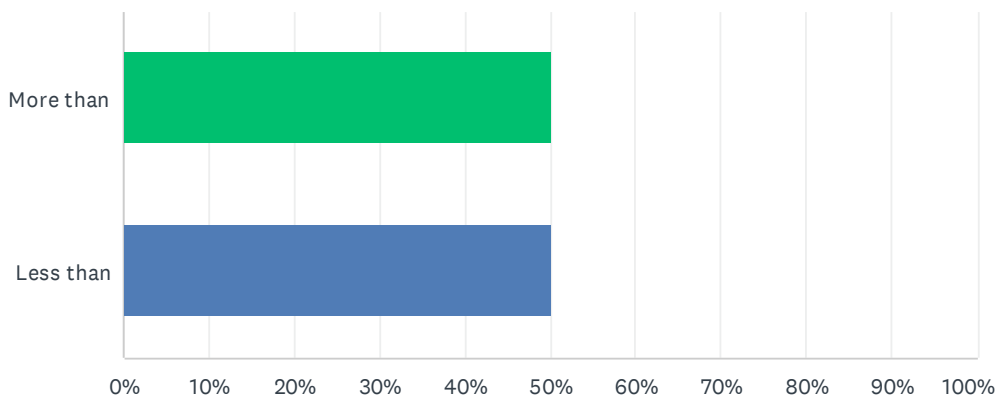
Hot Springs County Community Needs Survey



ANSWER CHOICES	RESPONSES
More than	55.56% 5
Less than	44.44% 4
TOTAL	9

Q10 This question asks about your total household income earned per year. Household income includes money from employment, self-employment, Social Security, retirement, disability, worker's compensation, unemployment, VA benefits, and alimony earned by everyone in the household. Is your total annual household income MORE THAN or LESS THAN \$34,687?

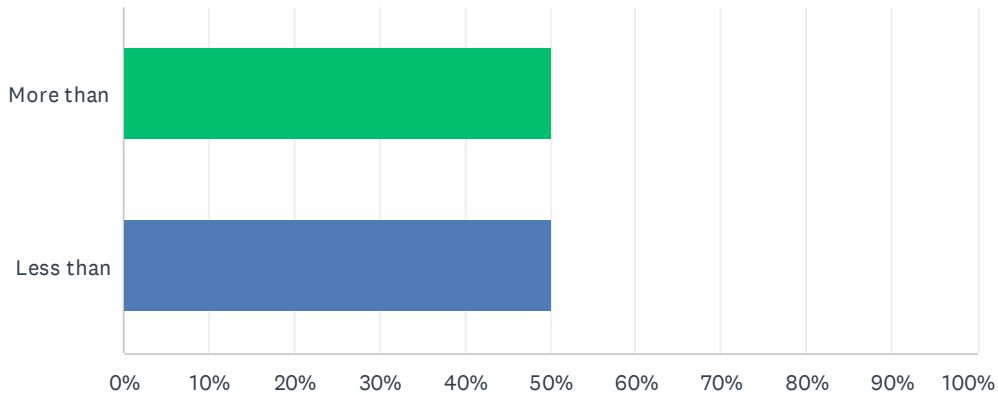
Answered: 2 Skipped: 53



ANSWER CHOICES	RESPONSES
More than	50.00% 1
Less than	50.00% 1
TOTAL	2

Q11 This question asks about your total household income earned per year. Household income includes money from employment, self-employment, Social Security, retirement, disability, worker's compensation, unemployment, VA benefits, and alimony earned by everyone in the household. Is your total annual household income **MORE THAN** or **LESS THAN \$40,587?**

Answered: 2 Skipped: 53

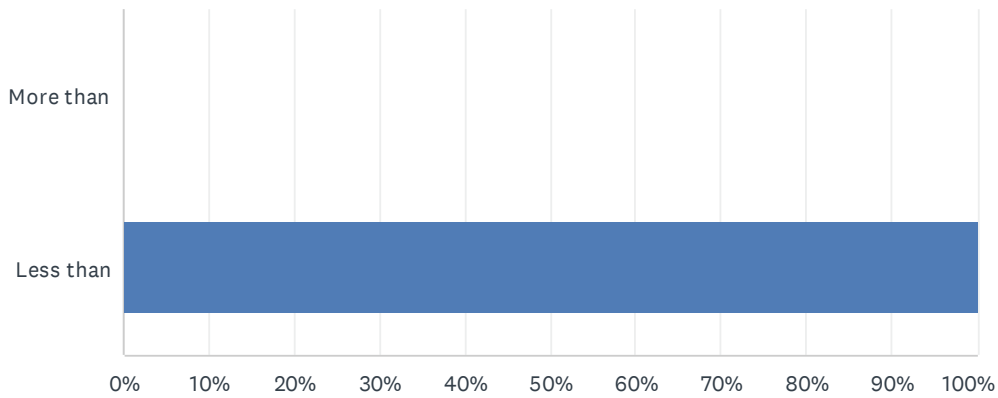


ANSWER CHOICES	RESPONSES
More than	50.00% 1
Less than	50.00% 1
TOTAL	2

Q12 This question asks about your total household income earned per year. Household income includes money from employment, self-employment, Social Security, retirement, disability, worker's compensation, unemployment, VA benefits, and alimony earned by everyone in the household. Is your total annual household income **MORE THAN** or **LESS THAN \$46,487?**

Answered: 1 Skipped: 54

Hot Springs County Community Needs Survey



ANSWER CHOICES	RESPONSES
More than	0.00% 0
Less than	100.00% 1
TOTAL	1

Q13 This question asks about your total household income earned per year. Household income includes money from employment, self-employment, Social Security, retirement, disability, worker's compensation, unemployment, VA benefits, and alimony earned by everyone in the household. Is your total annual household income **MORE THAN** or **LESS THAN \$52,387**?

Answered: 0 Skipped: 55

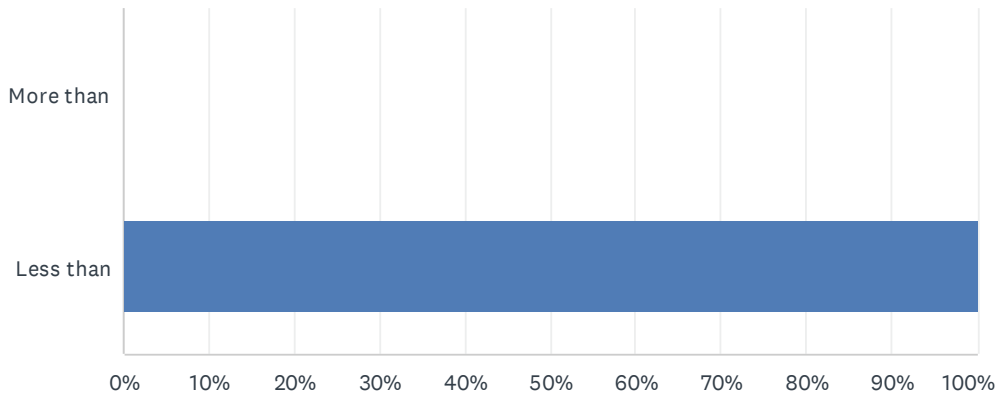
⚠ No matching responses.

ANSWER CHOICES	RESPONSES
More than	0.00% 0
Less than	0.00% 0
TOTAL	0

Q14 This question asks about your total household income earned per year. Household income includes money from employment, self-employment, Social Security, retirement, disability, worker's compensation, unemployment, VA benefits, and alimony earned by everyone in the

household. Is your total annual household income MORE THAN or LESS THAN \$58,287?

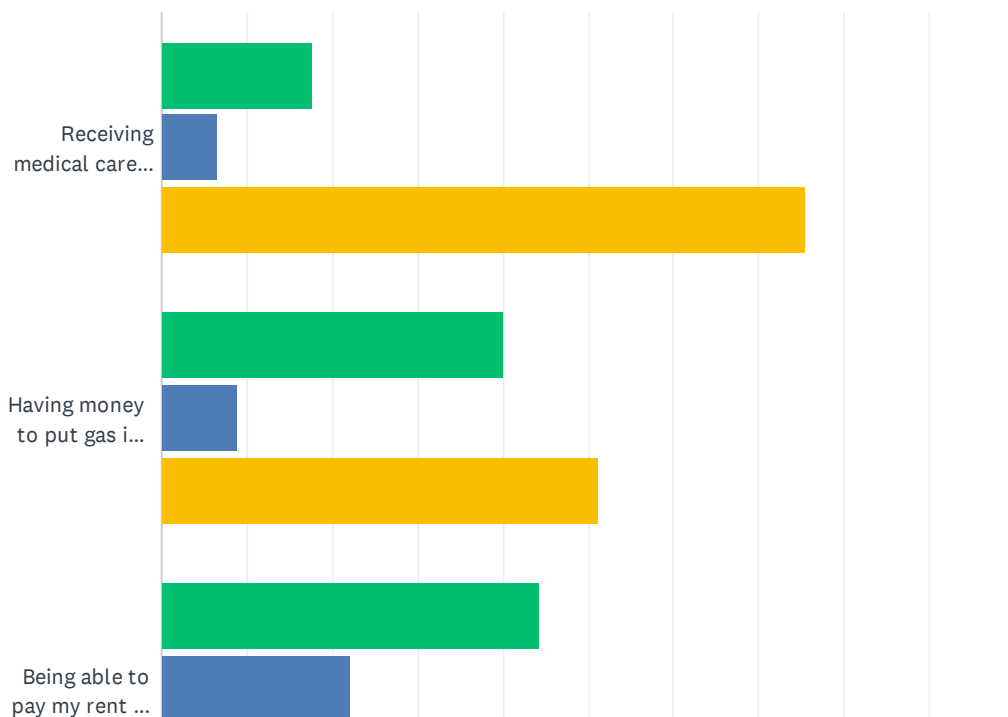
Answered: 1 Skipped: 54



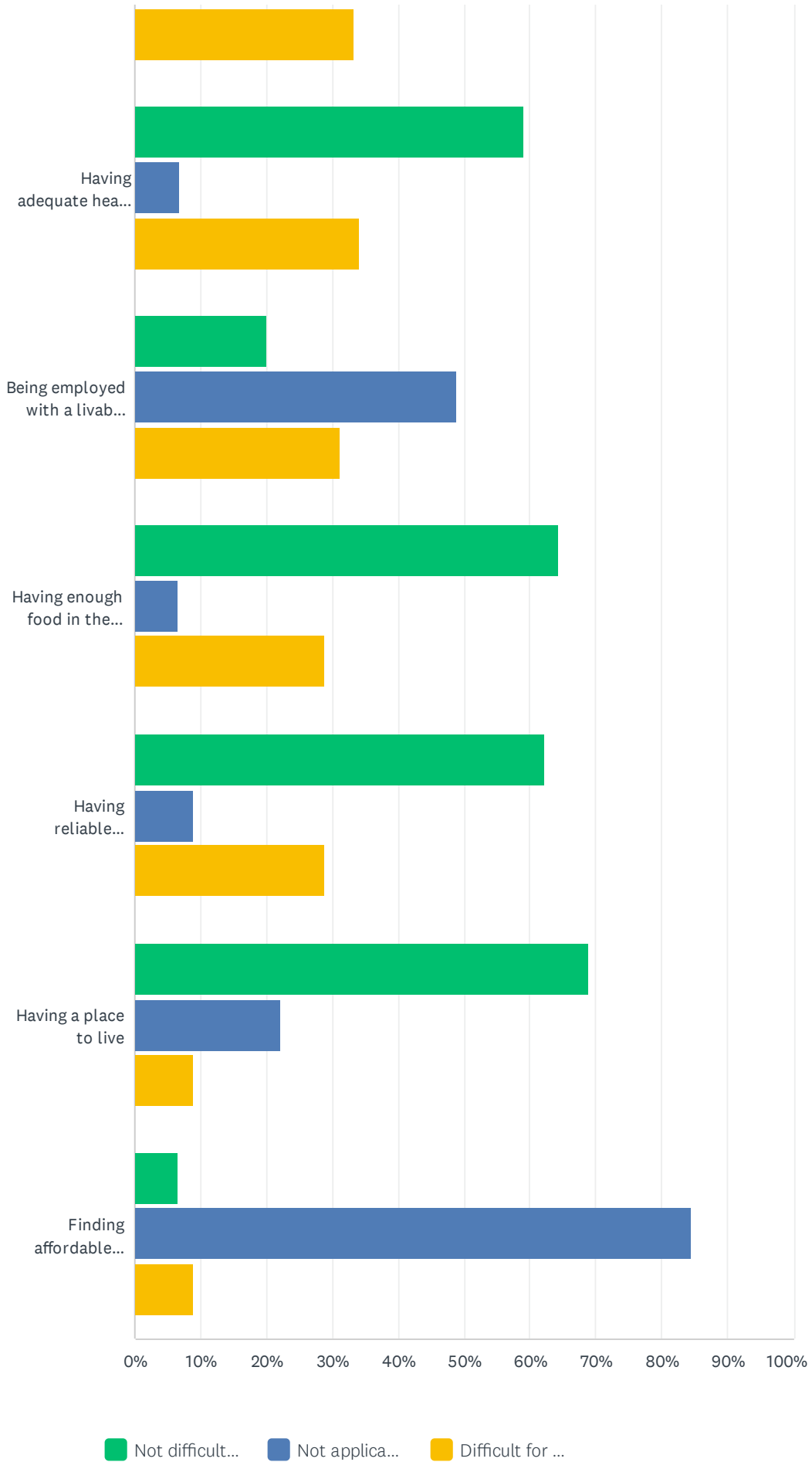
ANSWER CHOICES	RESPONSES
More than	0.00% 0
Less than	100.00% 1
TOTAL	1

Q15 Mark what is difficult for you most of the time, sometimes difficult, or not difficult for you.

Answered: 45 Skipped: 10



Hot Springs County Community Needs Survey



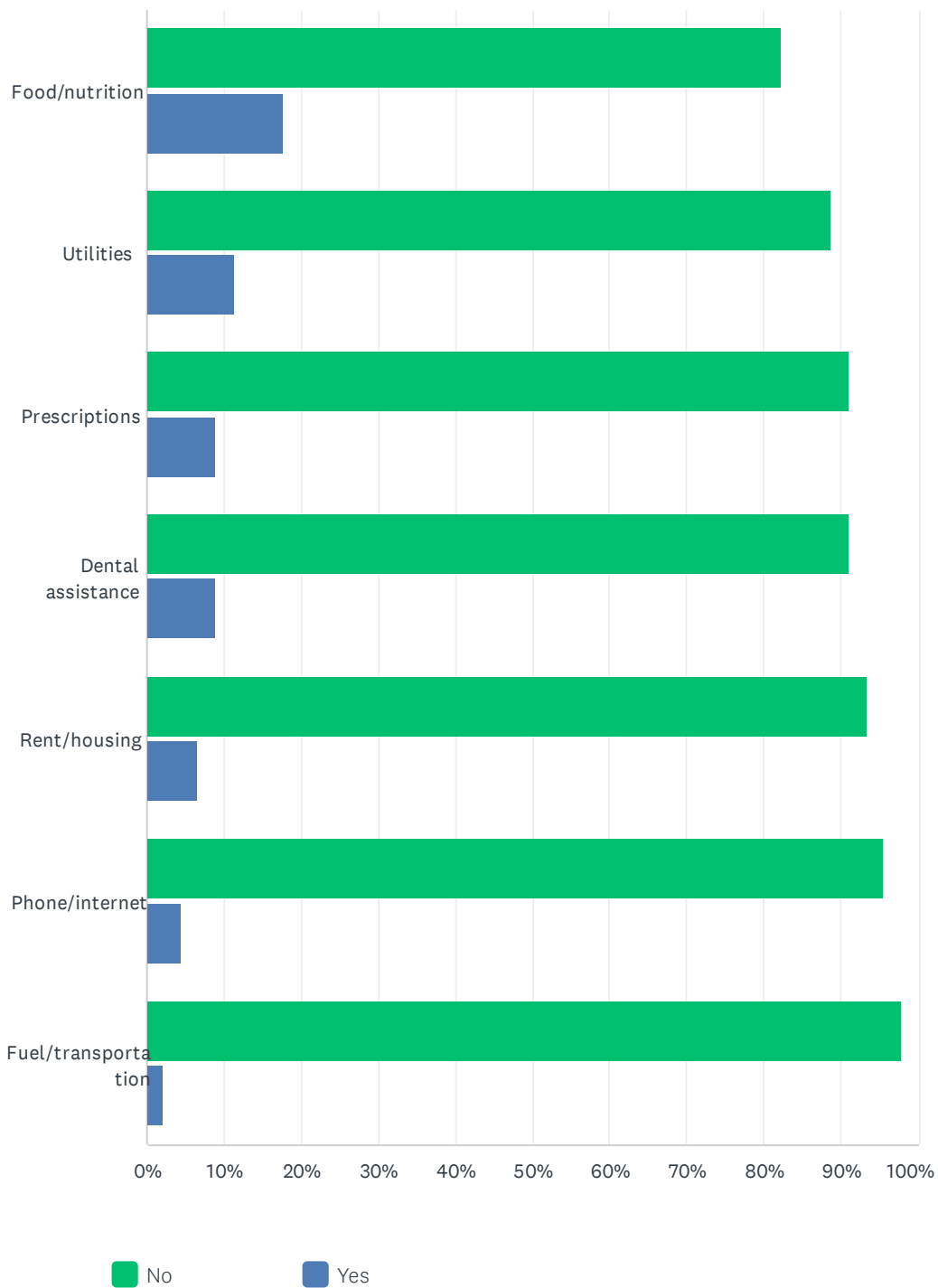
Hot Springs County Community Needs Survey

	NOT DIFFICULT FOR ME	NOT APPLICABLE	DIFFICULT FOR ME MOST OF THE TIME OR SOMETIMES	TOTAL
Receiving medical care (including dental work)	17.78% 8	6.67% 3	75.56% 34	45
Having money to put gas in my car	40.00% 18	8.89% 4	51.11% 23	45
Being able to pay my rent or mortgage	44.44% 20	22.22% 10	33.33% 15	45
Having adequate heat in the home	59.09% 26	6.82% 3	34.09% 15	44
Being employed with a livable wage	20.00% 9	48.89% 22	31.11% 14	45
Having enough food in the home	64.44% 29	6.67% 3	28.89% 13	45
Having reliable transportation that meets my needs	62.22% 28	8.89% 4	28.89% 13	45
Having a place to live	68.89% 31	22.22% 10	8.89% 4	45
Finding affordable childcare	6.67% 3	84.44% 38	8.89% 4	45

Q16 In the last 12 months, have you or a household member received financial assistance for any of the following?

Answered: 45 Skipped: 10

Hot Springs County Community Needs Survey



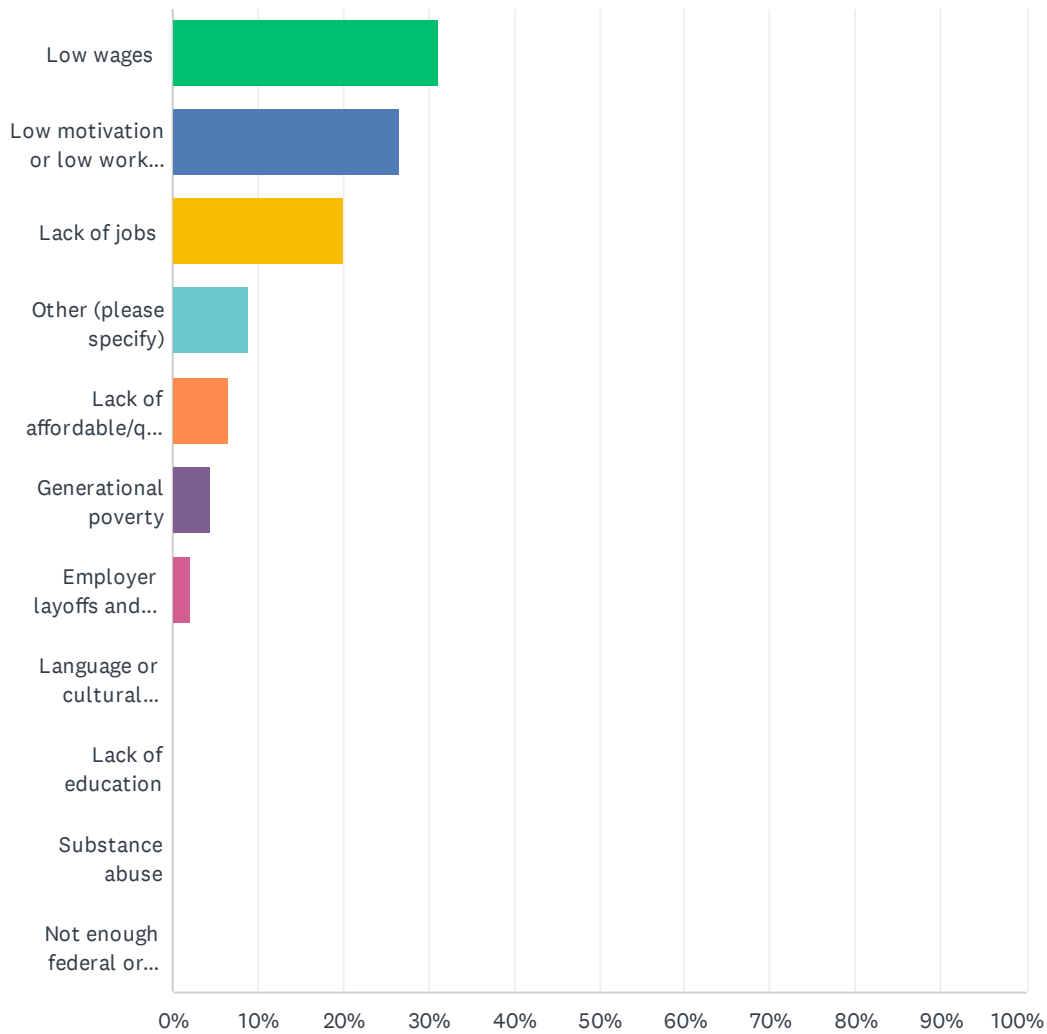
Hot Springs County Community Needs Survey

	NO	YES	TOTAL
Food/nutrition	82.22% 37	17.78% 8	45
Utilities	88.64% 39	11.36% 5	44
Prescriptions	91.11% 41	8.89% 4	45
Dental assistance	91.11% 41	8.89% 4	45
Rent/housing	93.33% 42	6.67% 3	45
Phone/internet	95.56% 43	4.44% 2	45
Fuel/transportation	97.78% 44	2.22% 1	45

Q17 What do you think is the main cause of poverty in Hot Springs County? Choose only one.

Answered: 45 Skipped: 10

Hot Springs County Community Needs Survey



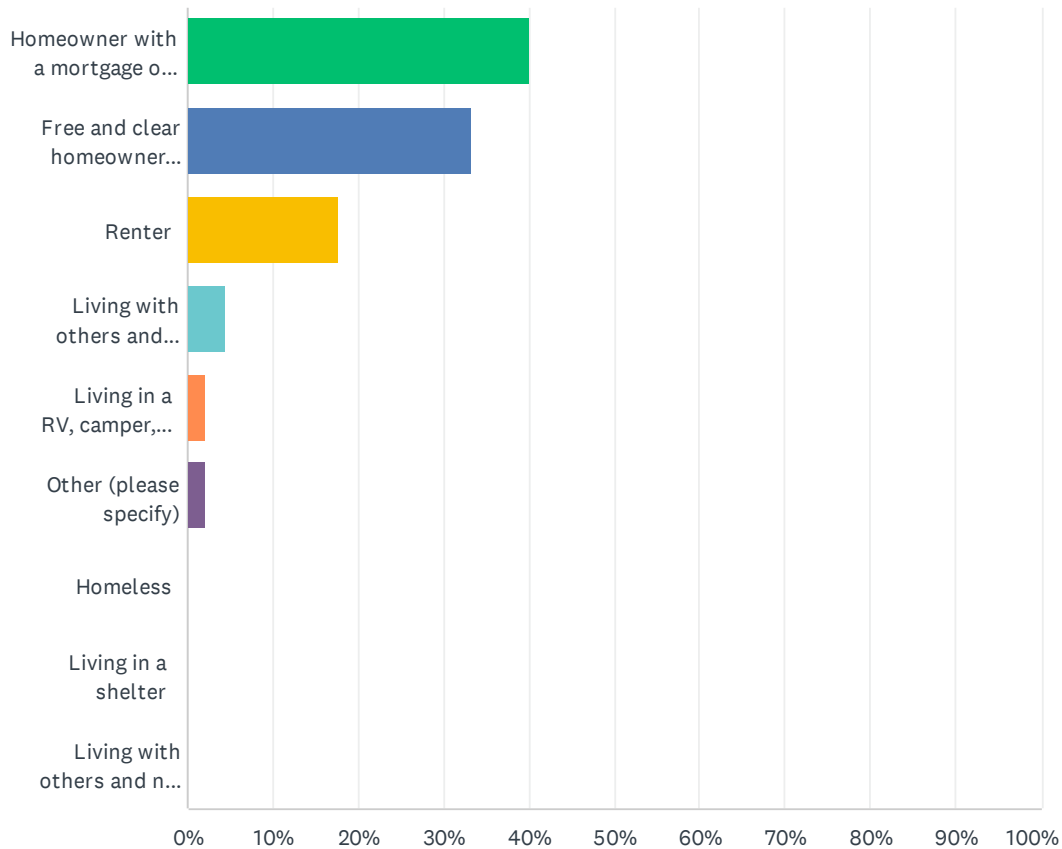
ANSWER CHOICES	RESPONSES	
Low wages	31.11%	14
Low motivation or low work ethic	26.67%	12
Lack of jobs	20.00%	9
Other (please specify)	8.89%	4
Lack of affordable/quality housing	6.67%	3
Generational poverty	4.44%	2
Employer layoffs and economic changes	2.22%	1
Language or cultural barriers	0.00%	0
Lack of education	0.00%	0
Substance abuse	0.00%	0
Not enough federal or state investment	0.00%	0
TOTAL		45

Hot Springs County Community Needs Survey

#	OTHER (PLEASE SPECIFY)	DATE
1	Biden	10/11/2022 1:04 PM
2	Lack of manufacturing facilities to provide employment	10/10/2022 3:29 PM
3	I don't know	10/10/2022 2:15 PM
4	All the above	10/10/2022 2:13 PM

Q18 Which of the following best describes your current housing situation?

Answered: 45 Skipped: 10



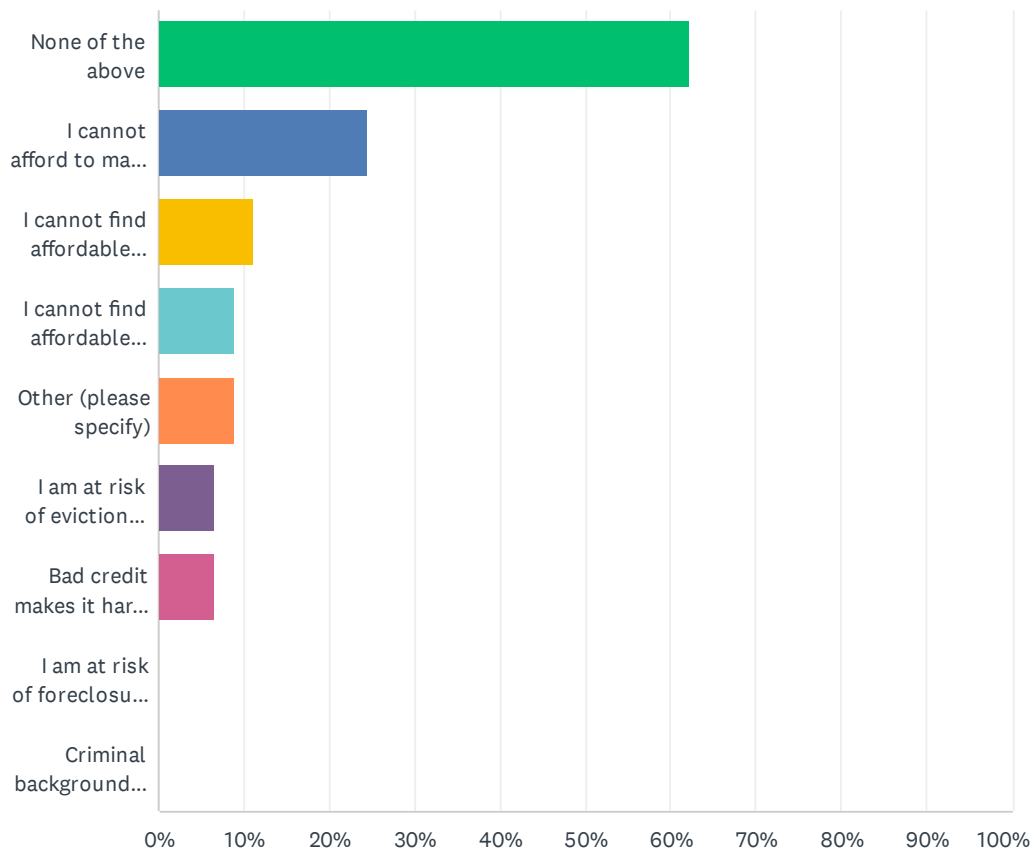
Hot Springs County Community Needs Survey

ANSWER CHOICES	RESPONSES	
Homeowner with a mortgage or loan	40.00%	18
Free and clear homeowner without a mortgage or loan	33.33%	15
Renter	17.78%	8
Living with others and assisting with rent or mortgage	4.44%	2
Living in a RV, camper, van, or other vehicle	2.22%	1
Other (please specify)	2.22%	1
Homeless	0.00%	0
Living in a shelter	0.00%	0
Living with others and not paying rent or mortgage	0.00%	0
TOTAL		45

#	OTHER (PLEASE SPECIFY)	DATE
1	HUD apartment	10/21/2022 8:41 PM

Q19 Do any of these housing problems apply to you? Mark all that apply.

Answered: 45 Skipped: 10



Hot Springs County Community Needs Survey

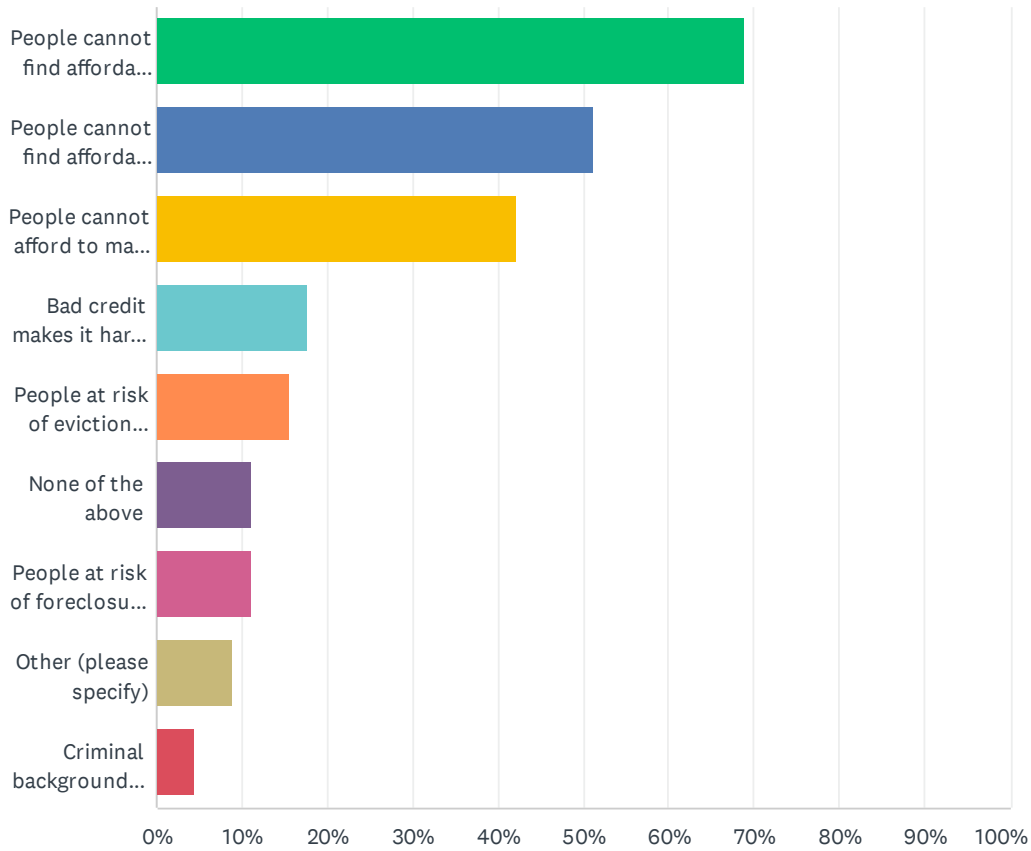
ANSWER CHOICES	RESPONSES	
None of the above	62.22%	28
I cannot afford to make needed repairs on my home	24.44%	11
I cannot find affordable housing to buy	11.11%	5
I cannot find affordable housing to rent	8.89%	4
Other (please specify)	8.89%	4
I am at risk of eviction from home that I rent	6.67%	3
Bad credit makes it hard to find a place to rent	6.67%	3
I am at risk of foreclosure on home that I own	0.00%	0
Criminal background makes it hard to find a place to rent	0.00%	0
Total Respondents: 45		

#	OTHER (PLEASE SPECIFY)	DATE
1	Can not find people to do needed repairs	10/21/2022 3:12 PM
2	Landlord doesn't keep up on home	10/13/2022 10:20 PM
3	Unable to afford home buying	10/10/2022 5:26 PM
4	I have a roommate I can never go out on my own it's to expensive	10/10/2022 2:15 PM

Q20 What housing problems, if any, do you see in the community? Mark all that apply.

Answered: 45 Skipped: 10

Hot Springs County Community Needs Survey

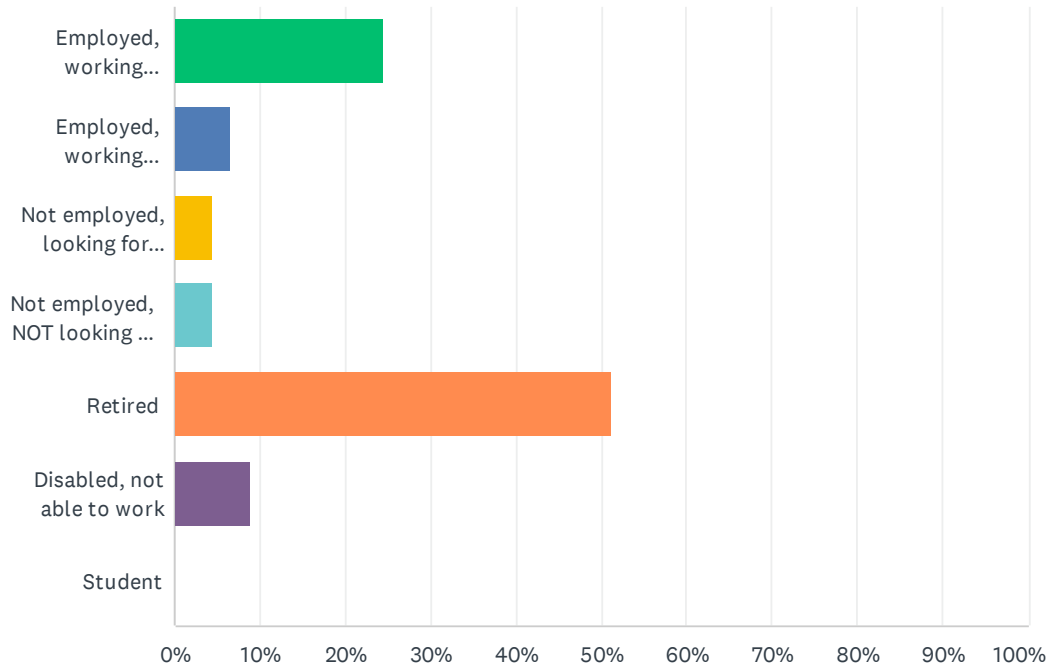


ANSWER CHOICES	RESPONSES	
People cannot find affordable housing to rent	68.89%	31
People cannot find affordable housing to buy	51.11%	23
People cannot afford to make needed repairs on homes	42.22%	19
Bad credit makes it hard to find a place to rent	17.78%	8
People at risk of eviction from homes they rent	15.56%	7
None of the above	11.11%	5
People at risk of foreclosure on homes they own	11.11%	5
Other (please specify)	8.89%	4
Criminal background makes it hard to find a place to rent	4.44%	2
Total Respondents: 45		

#	OTHER (PLEASE SPECIFY)	DATE
1	Not aware of problems	10/25/2022 3:44 PM
2	People willing or able to do the work needed.	10/21/2022 3:12 PM
3	There is inadequate housing. Most places are not fit to live in and the ones that are livable are now vacation rentals.	10/21/2022 2:30 PM
4	I don't know	10/10/2022 2:23 PM

Q21 What is your current employment status?

Answered: 45 Skipped: 10

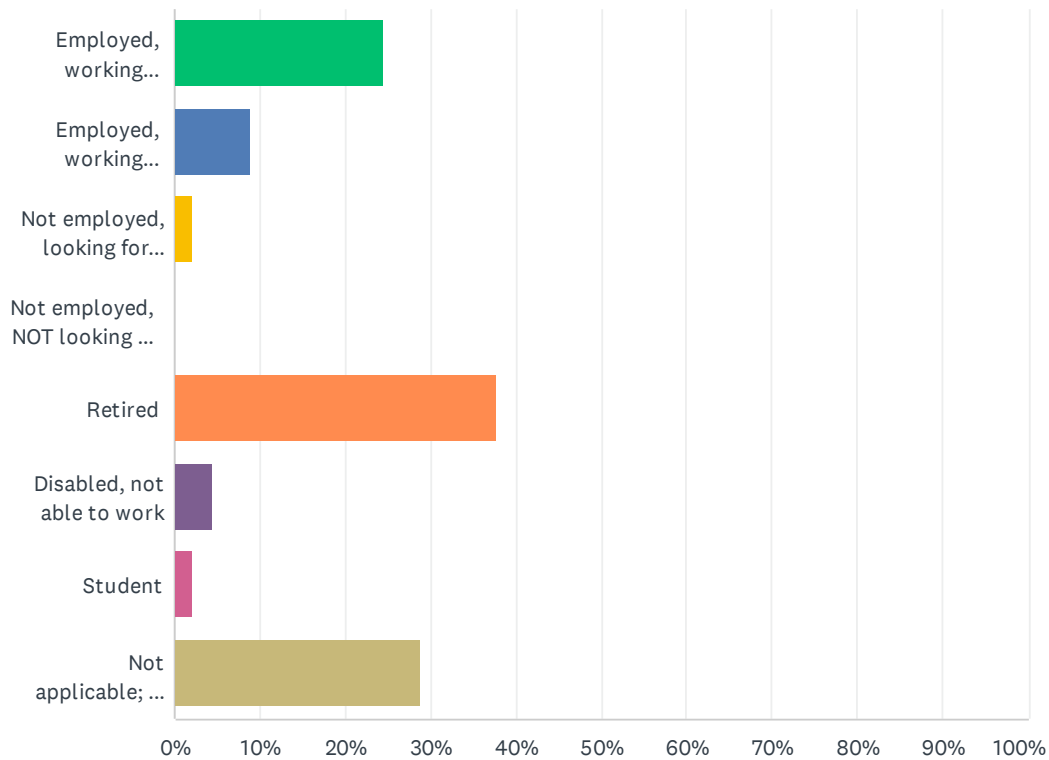


ANSWER CHOICES	RESPONSES	
Employed, working full-time	24.44%	11
Employed, working part-time	6.67%	3
Not employed, looking for work	4.44%	2
Not employed, NOT looking for work	4.44%	2
Retired	51.11%	23
Disabled, not able to work	8.89%	4
Student	0.00%	0
TOTAL		45

Q22 What is the employment status of the other adult(s) in your household? Mark all that apply.

Answered: 45 Skipped: 10

Hot Springs County Community Needs Survey

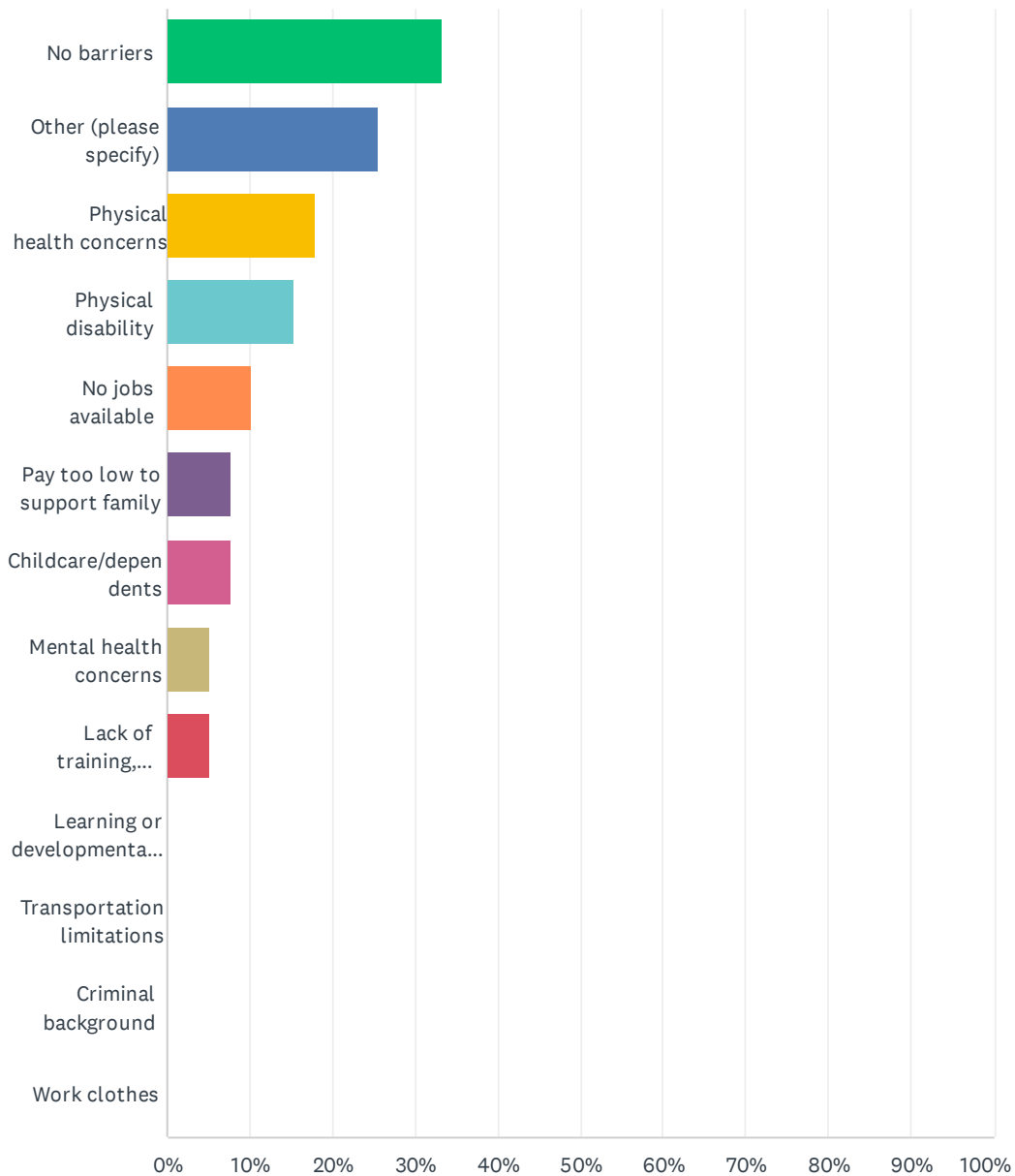


ANSWER CHOICES	RESPONSES	
Employed, working full-time	24.44%	11
Employed, working part-time	8.89%	4
Not employed, looking for work	2.22%	1
Not employed, NOT looking for work	0.00%	0
Retired	37.78%	17
Disabled, not able to work	4.44%	2
Student	2.22%	1
Not applicable; no other adults in household	28.89%	13
Total Respondents: 45		

Q23 What are your barriers to employment, if any? Mark all that apply.

Answered: 39 Skipped: 16

Hot Springs County Community Needs Survey



Hot Springs County Community Needs Survey

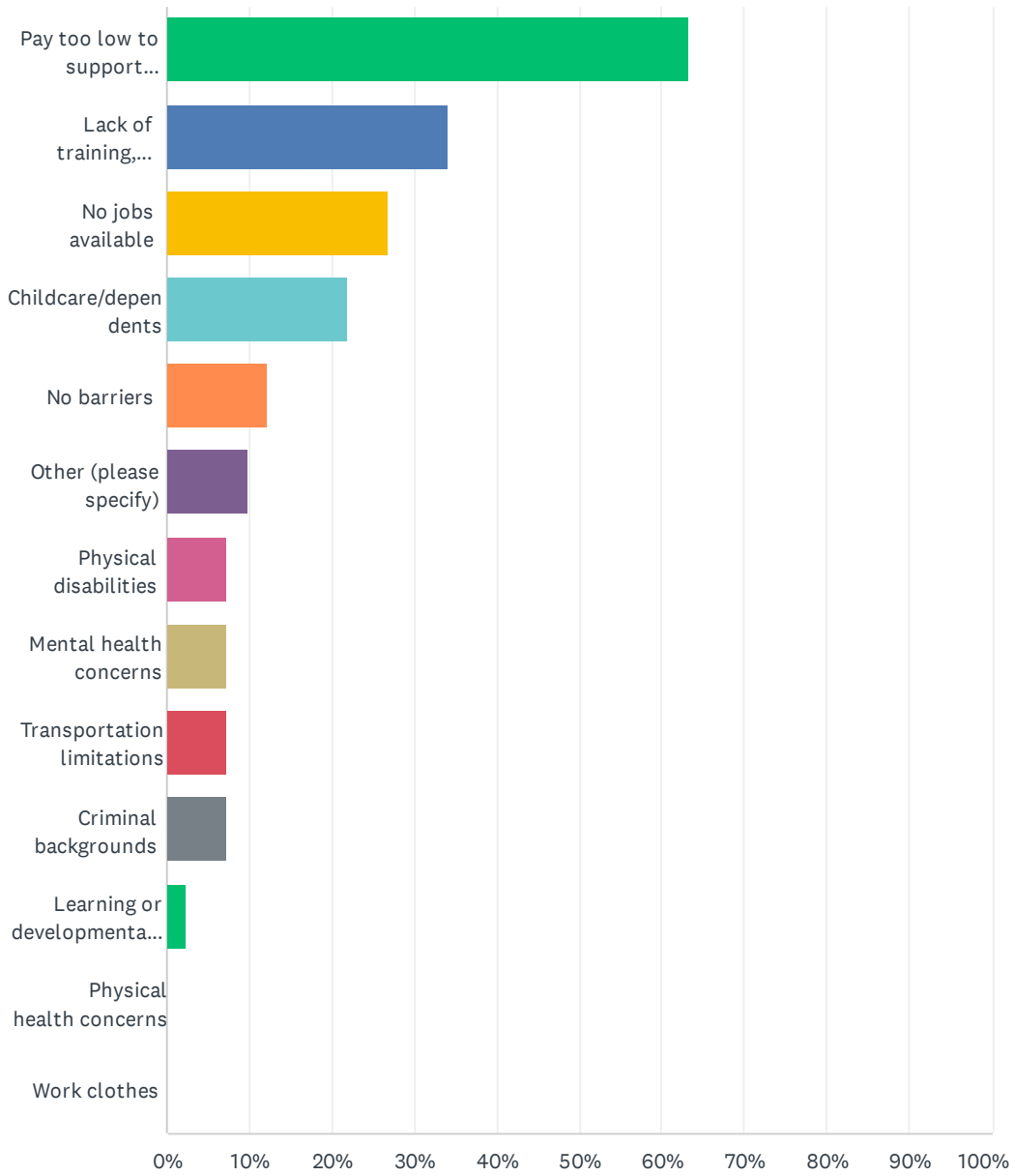
ANSWER CHOICES	RESPONSES	
No barriers	33.33%	13
Other (please specify)	25.64%	10
Physical health concerns	17.95%	7
Physical disability	15.38%	6
No jobs available	10.26%	4
Pay too low to support family	7.69%	3
Childcare/dependents	7.69%	3
Mental health concerns	5.13%	2
Lack of training, skills, or experience	5.13%	2
Learning or developmental disability	0.00%	0
Transportation limitations	0.00%	0
Criminal background	0.00%	0
Work clothes	0.00%	0
Total Respondents: 39		

#	OTHER (PLEASE SPECIFY)	DATE
1	Age	10/25/2022 3:46 PM
2	N/A	10/21/2022 8:43 PM
3	Retired	10/21/2022 3:14 PM
4	My spouse and I each work two jobs.	10/21/2022 2:31 PM
5	Retired	10/21/2022 1:44 PM
6	Age retired	10/21/2022 1:09 PM
7	Ex doesn't pay child support	10/13/2022 10:21 PM
8	seasonal	10/11/2022 10:29 AM
9	Retired	10/10/2022 2:24 PM
10	I'm 58 so getting a awesome paying job people are wanting a younger generation	10/10/2022 2:17 PM

**Q24 What barriers to employment do you see in the community, if any?
Mark all that apply.**

Answered: 41 Skipped: 14

Hot Springs County Community Needs Survey



Hot Springs County Community Needs Survey

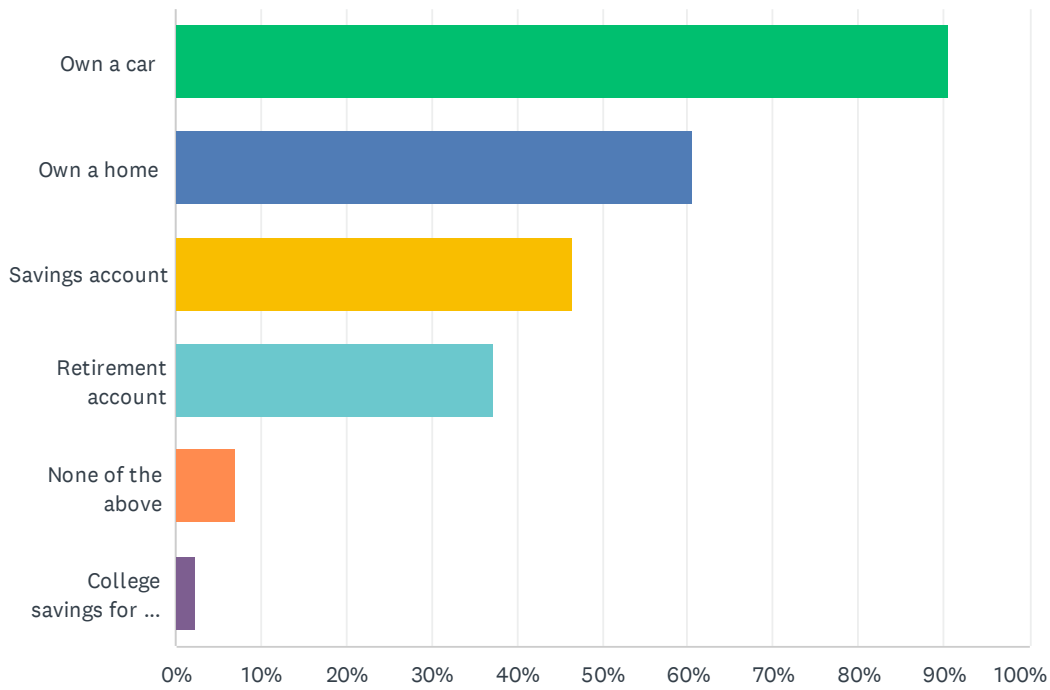
ANSWER CHOICES	RESPONSES	
Pay too low to support families	63.41%	26
Lack of training, skills, or experience	34.15%	14
No jobs available	26.83%	11
Childcare/dependents	21.95%	9
No barriers	12.20%	5
Other (please specify)	9.76%	4
Physical disabilities	7.32%	3
Mental health concerns	7.32%	3
Transportation limitations	7.32%	3
Criminal backgrounds	7.32%	3
Learning or developmental disabilities	2.44%	1
Physical health concerns	0.00%	0
Work clothes	0.00%	0
Total Respondents: 41		

#	OTHER (PLEASE SPECIFY)	DATE
1	N/A	10/21/2022 8:43 PM
2	Don't know	10/21/2022 1:44 PM
3	Pay too low	10/10/2022 4:02 PM
4	Retired	10/10/2022 2:24 PM

Q25 Which of the following assets do you have? Mark all that apply.

Answered: 43 Skipped: 12

Hot Springs County Community Needs Survey

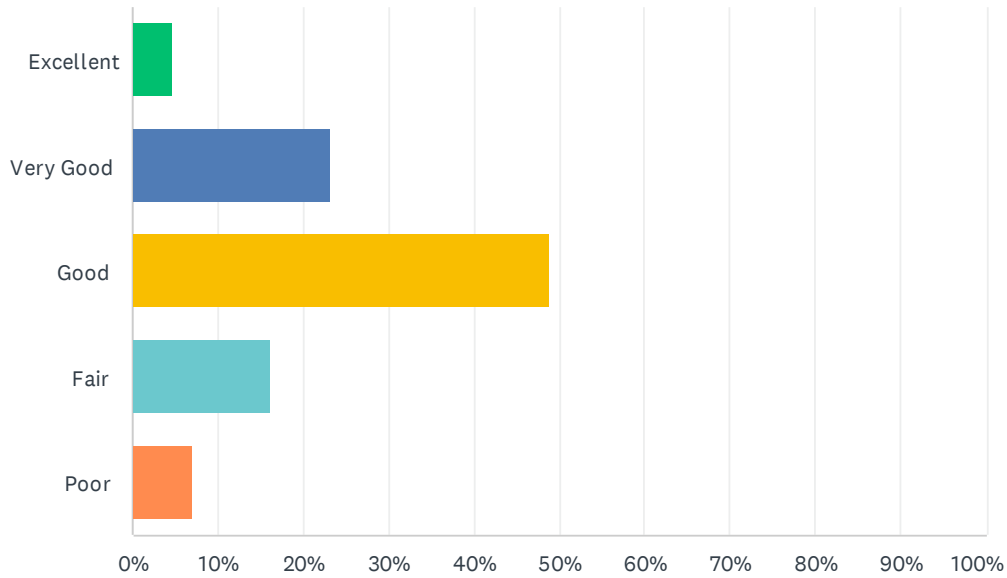


ANSWER CHOICES	RESPONSES	
Own a car	90.70%	39
Own a home	60.47%	26
Savings account	46.51%	20
Retirement account	37.21%	16
None of the above	6.98%	3
College savings for me or my children	2.33%	1
Total Respondents: 43		

Q26 In general, how do you rate your physical health?

Answered: 43 Skipped: 12

Hot Springs County Community Needs Survey

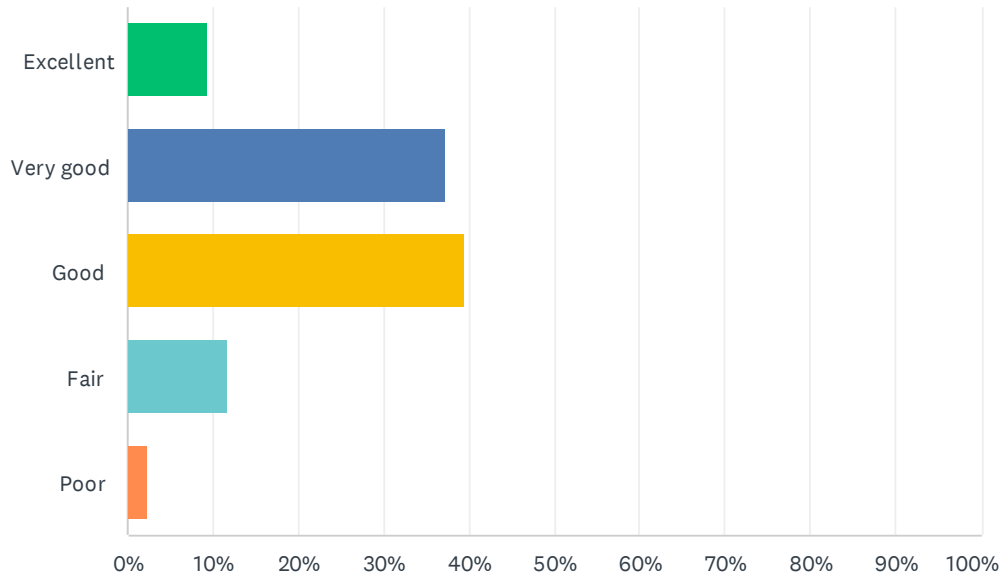


ANSWER CHOICES	RESPONSES	
Excellent	4.65%	2
Very Good	23.26%	10
Good	48.84%	21
Fair	16.28%	7
Poor	6.98%	3
TOTAL		43

Q27 In general, how do you rate your overall mental or emotional health?

Answered: 43 Skipped: 12

Hot Springs County Community Needs Survey

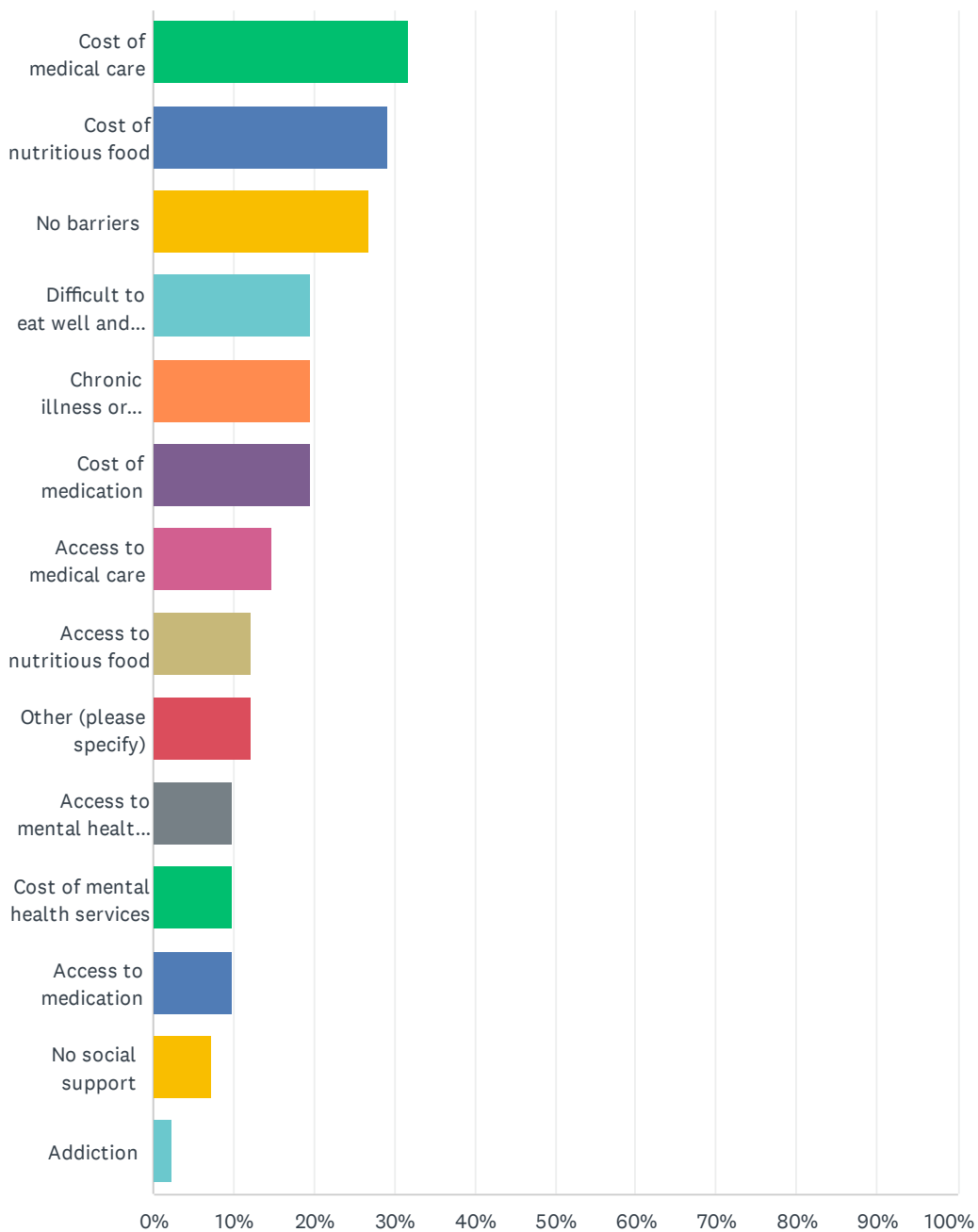


ANSWER CHOICES	RESPONSES	
Excellent	9.30%	4
Very good	37.21%	16
Good	39.53%	17
Fair	11.63%	5
Poor	2.33%	1
TOTAL		43

Q28 What are your barriers to good health, if any? Mark all that apply.

Answered: 41 Skipped: 14

Hot Springs County Community Needs Survey



Hot Springs County Community Needs Survey

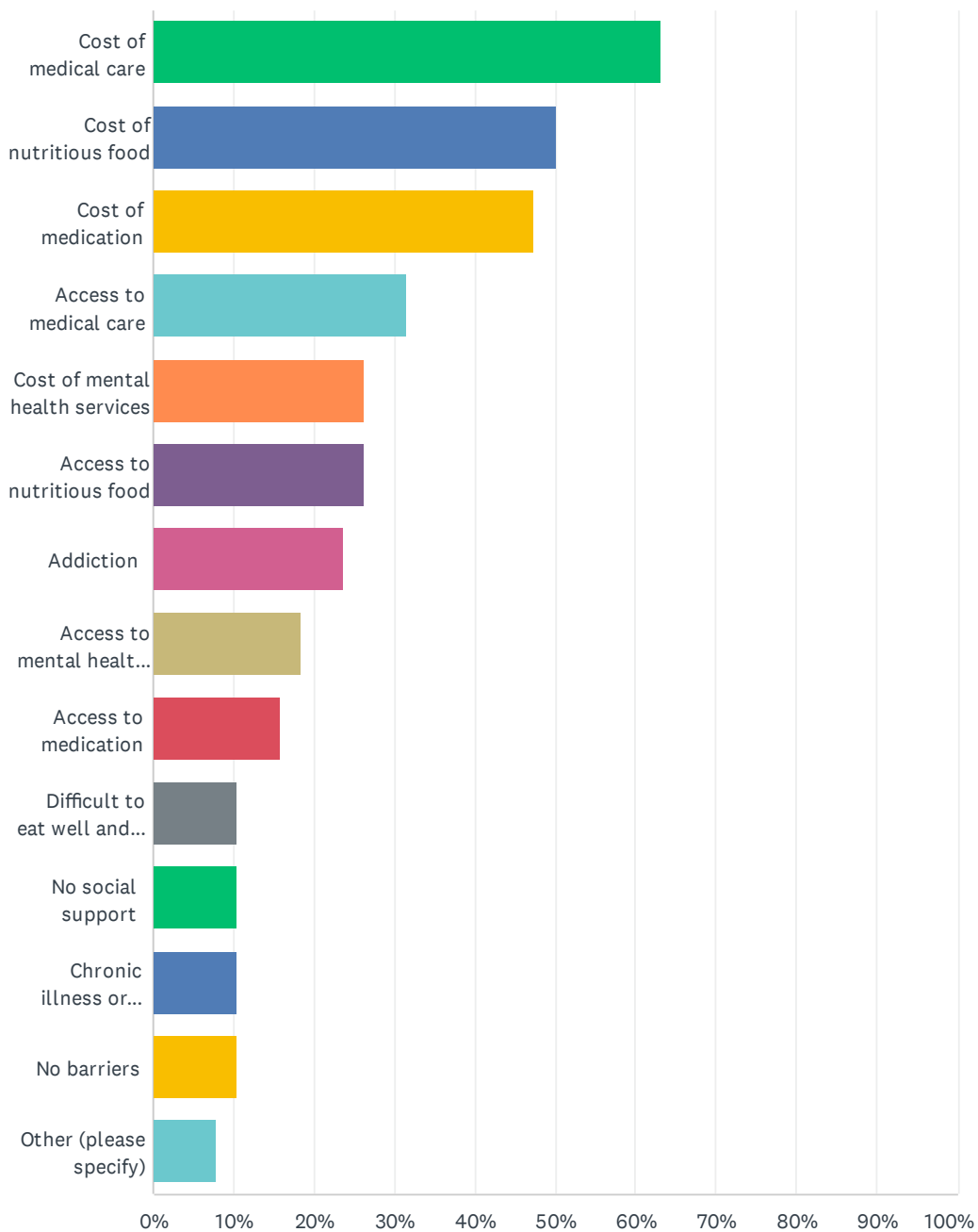
ANSWER CHOICES	RESPONSES	
Cost of medical care	31.71%	13
Cost of nutritious food	29.27%	12
No barriers	26.83%	11
Difficult to eat well and exercise	19.51%	8
Chronic illness or disability	19.51%	8
Cost of medication	19.51%	8
Access to medical care	14.63%	6
Access to nutritious food	12.20%	5
Other (please specify)	12.20%	5
Access to mental health services	9.76%	4
Cost of mental health services	9.76%	4
Access to medication	9.76%	4
No social support	7.32%	3
Addiction	2.44%	1
Total Respondents: 41		

#	OTHER (PLEASE SPECIFY)	DATE
1	Age	10/25/2022 3:47 PM
2	Small town overpriced grocery	10/21/2022 8:59 PM
3	Mental health issues should not be available to court or law enforcement unless life threatening.	10/21/2022 3:18 PM
4	Carpal tunnel	10/10/2022 4:02 PM
5	When your poor there is only crap food that is very unhealthy for anyone.. to much preprocessed foods	10/10/2022 2:19 PM

**Q29 What barriers to good health do you see in the community, if any?
Mark all that apply.**

Answered: 38 Skipped: 17

Hot Springs County Community Needs Survey



Hot Springs County Community Needs Survey

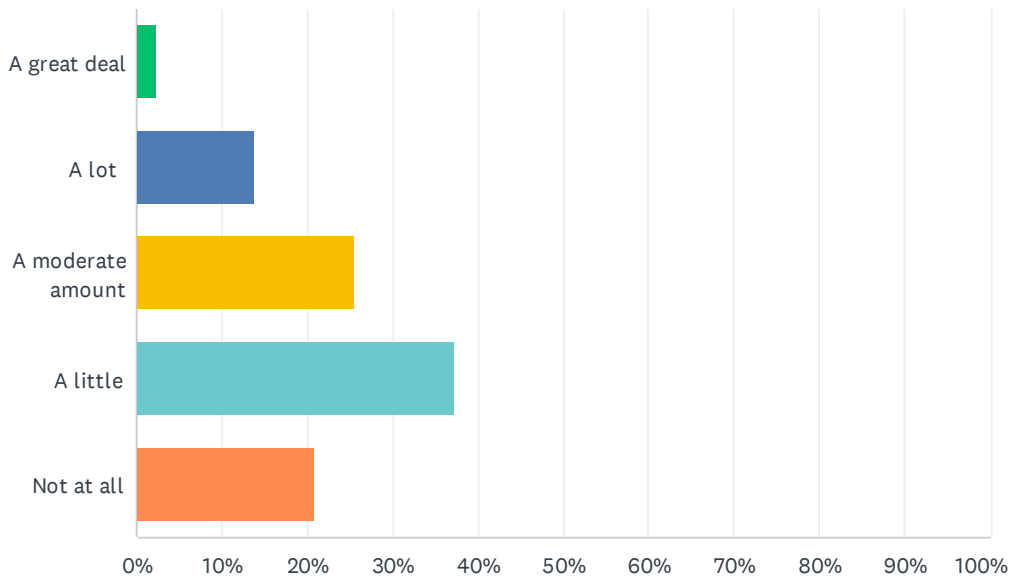
ANSWER CHOICES	RESPONSES	
Cost of medical care	63.16%	24
Cost of nutritious food	50.00%	19
Cost of medication	47.37%	18
Access to medical care	31.58%	12
Cost of mental health services	26.32%	10
Access to nutritious food	26.32%	10
Addiction	23.68%	9
Access to mental health services	18.42%	7
Access to medication	15.79%	6
Difficult to eat well and exercise	10.53%	4
No social support	10.53%	4
Chronic illness or disability	10.53%	4
No barriers	10.53%	4
Other (please specify)	7.89%	3
Total Respondents: 38		

#	OTHER (PLEASE SPECIFY)	DATE
1	Unaware of barriers	10/25/2022 3:47 PM
2	Same as above	10/21/2022 8:59 PM
3	No idea	10/21/2022 1:45 PM

Q30 How involved are you in your community (for example, volunteering, voting, participating in community events)?

Answered: 43 Skipped: 12

Hot Springs County Community Needs Survey

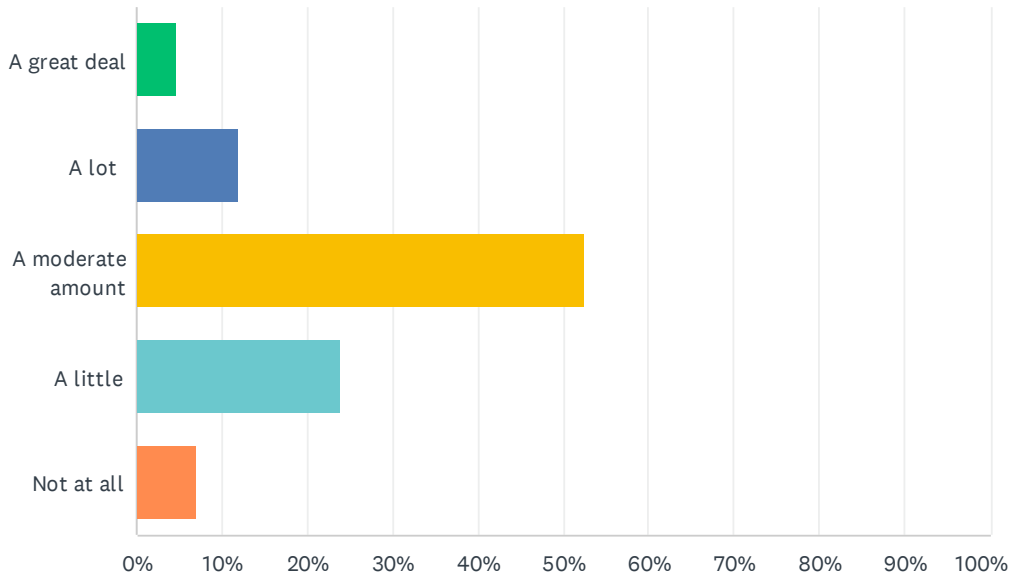


ANSWER CHOICES	RESPONSES	
A great deal	2.33%	1
A lot	13.95%	6
A moderate amount	25.58%	11
A little	37.21%	16
Not at all	20.93%	9
TOTAL		43

Q31 How involved are most people in Hot Springs County (volunteering, voting, participating in community events)?

Answered: 42 Skipped: 13

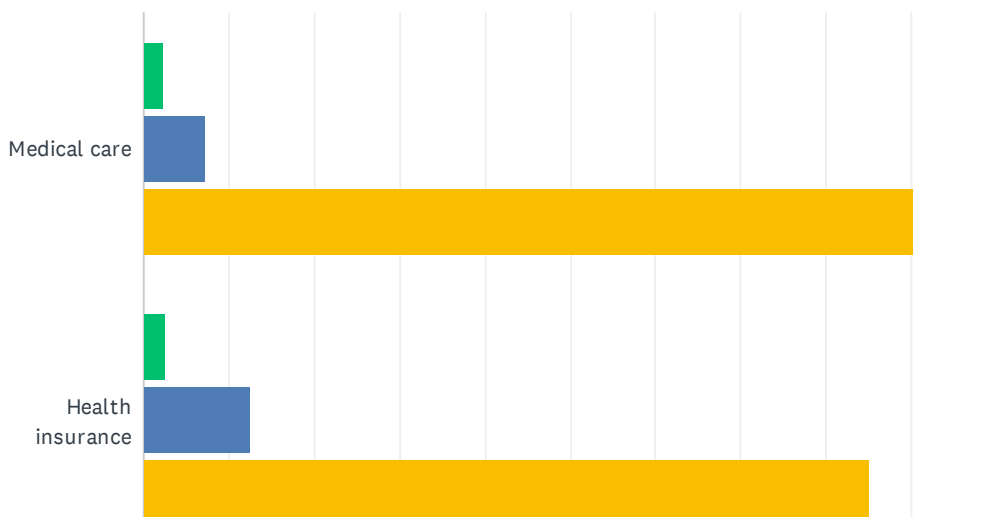
Hot Springs County Community Needs Survey



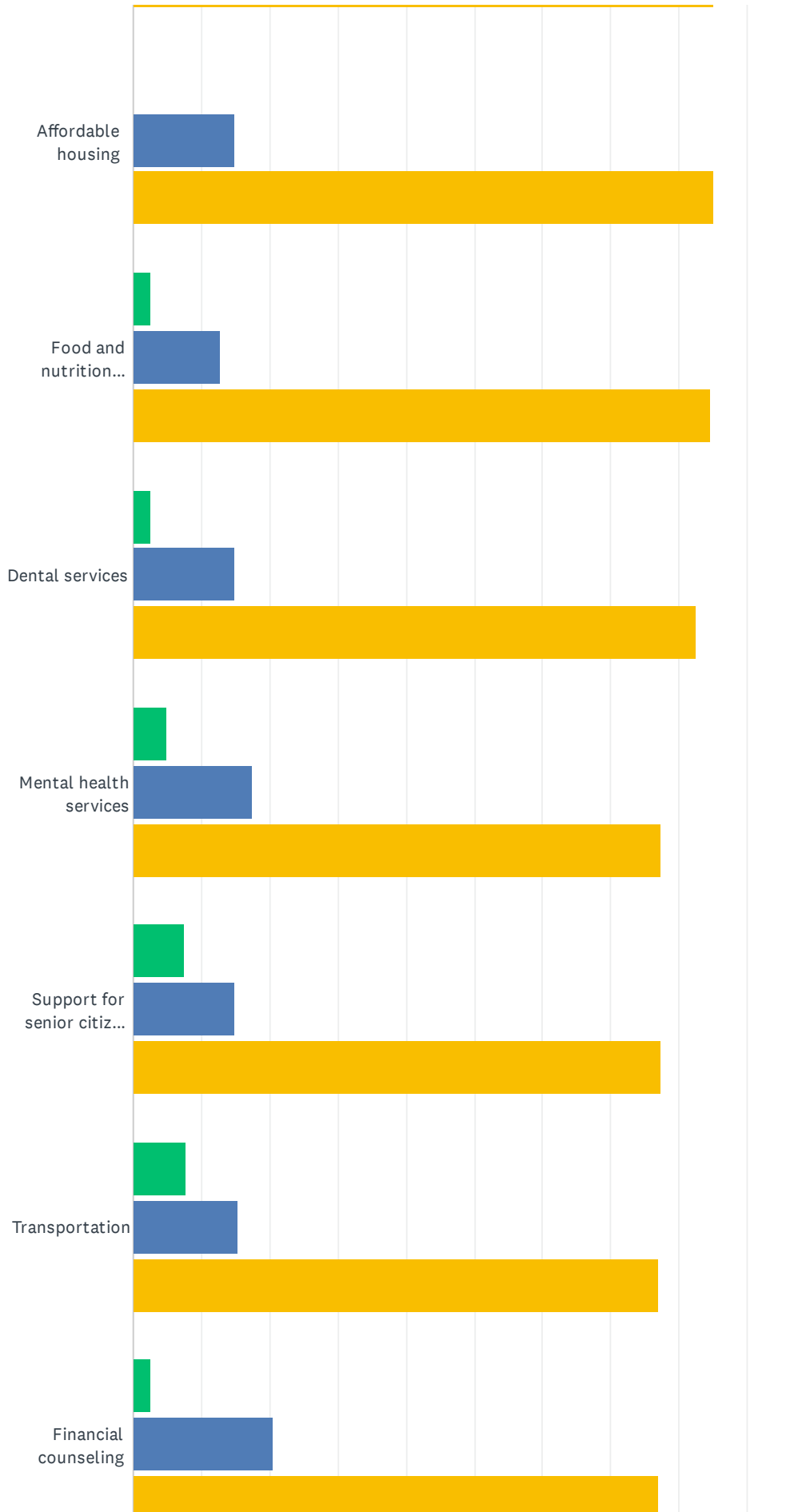
ANSWER CHOICES	RESPONSES	
A great deal	4.76%	2
A lot	11.90%	5
A moderate amount	52.38%	22
A little	23.81%	10
Not at all	7.14%	3
TOTAL		42

Q32 For each of the following community resources, please mark whether you think it is most needed, somewhat needed, or not needed in Hot Springs County.

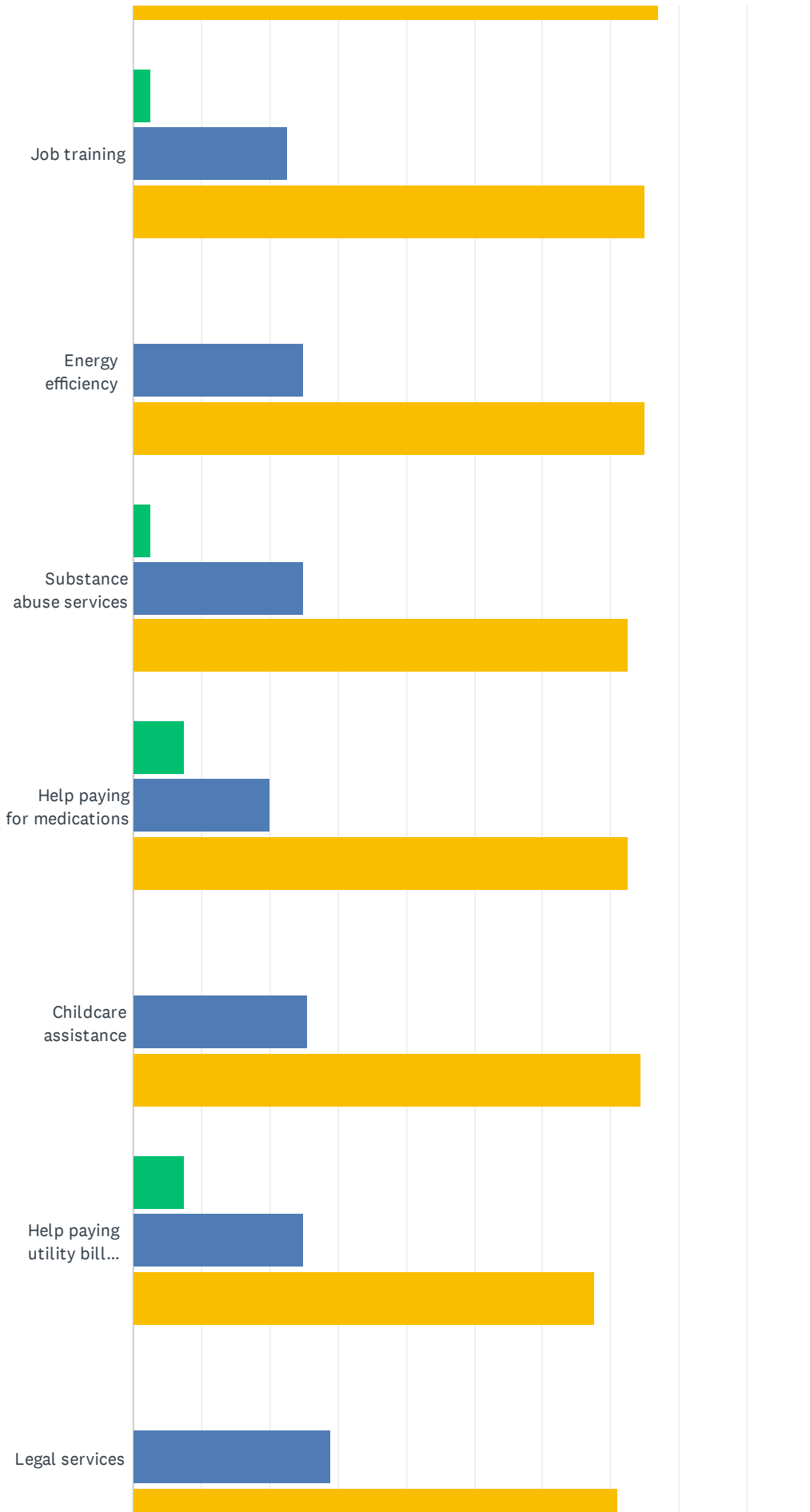
Answered: 41 Skipped: 14



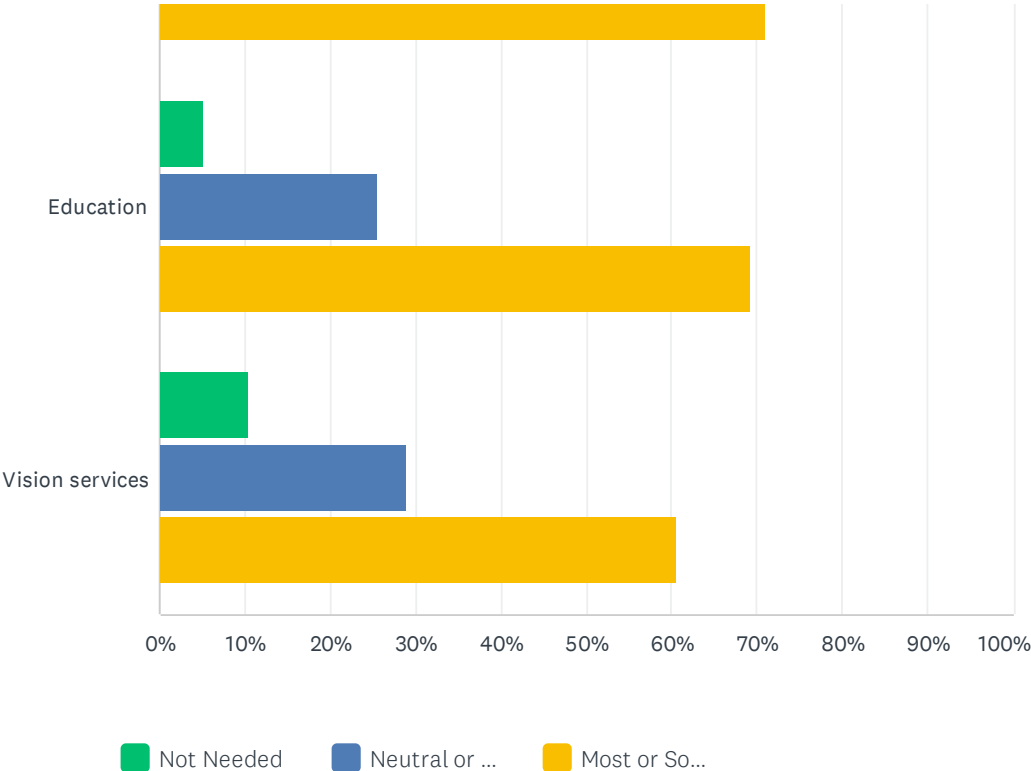
Hot Springs County Community Needs Survey



Hot Springs County Community Needs Survey



Hot Springs County Community Needs Survey



Hot Springs County Community Needs Survey

	NOT NEEDED	NEUTRAL OR DON'T KNOW	MOST OR SOMEWHAT NEEDED	TOTAL
Medical care	2.44% 1	7.32% 3	90.24% 37	41
Health insurance	2.50% 1	12.50% 5	85.00% 34	40
Affordable housing	0.00% 0	15.00% 6	85.00% 34	40
Food and nutrition assistance	2.56% 1	12.82% 5	84.62% 33	39
Dental services	2.50% 1	15.00% 6	82.50% 33	40
Mental health services	5.00% 2	17.50% 7	77.50% 31	40
Support for senior citizens	7.50% 3	15.00% 6	77.50% 31	40
Transportation	7.69% 3	15.38% 6	76.92% 30	39
Financial counseling	2.56% 1	20.51% 8	76.92% 30	39
Job training	2.50% 1	22.50% 9	75.00% 30	40
Energy efficiency	0.00% 0	25.00% 10	75.00% 30	40
Substance abuse services	2.50% 1	25.00% 10	72.50% 29	40
Help paying for medications	7.50% 3	20.00% 8	72.50% 29	40
Childcare assistance	0.00% 0	25.64% 10	74.36% 29	39
Help paying utility bills or deposits	7.50% 3	25.00% 10	67.50% 27	40
Legal services	0.00% 0	28.95% 11	71.05% 27	38
Education	5.13% 2	25.64% 10	69.23% 27	39
Vision services	10.53% 4	28.95% 11	60.53% 23	38

Q33 How can the community better meet the needs of people living in poverty?

Answered: 16 Skipped: 39

#	RESPONSES	DATE
1	No opinions	10/25/2022 3:50 PM
2	Stop addictions and get them coming to church. Let them know they are a child of God,He	10/25/2022 12:46 AM

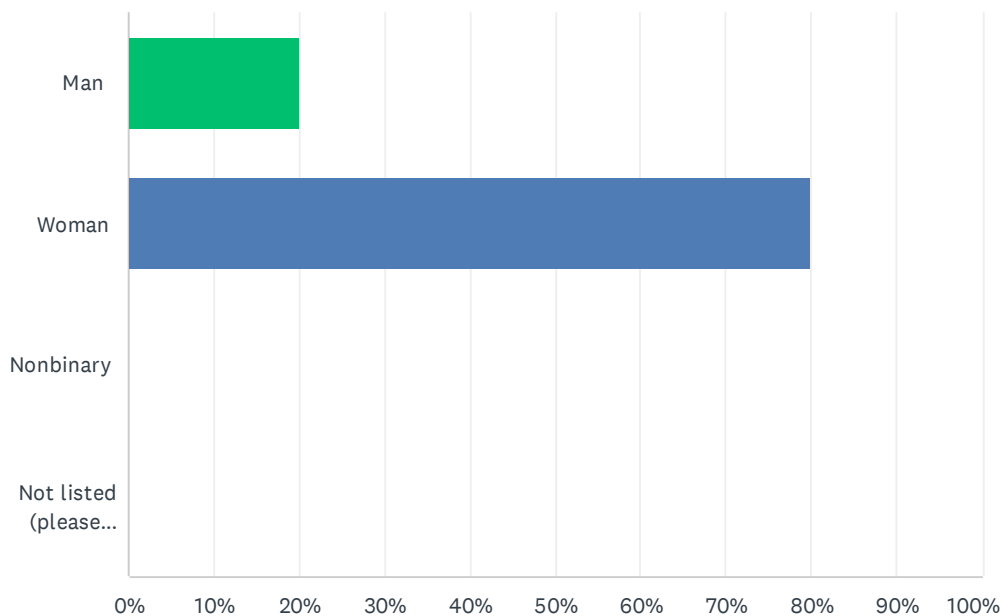
Hot Springs County Community Needs Survey

loves them and is there for them in all circumstances. They would feel of the love He has for them if they would get to know Him, spend time with Him in prayer, study His word and follow Jesus Christ. The community needs to see them as God sees them and not be judgemental, but treat them as their brother or sister and give to them .

3	I don't have much to contribute. I haven't lived here that long. And I'm retired and 78.	10/21/2022 9:08 PM
4	Education and help earning an income that supports everyone.	10/21/2022 3:22 PM
5	Stop giving people money and assistance and make them get a job. There are plenty to go around.	10/21/2022 2:44 PM
6	Better pay, treat employees better	10/14/2022 4:07 AM
7	Be aware, help when needed, or help by making opportunities available if possible.	10/11/2022 10:41 AM
8	Medicaid. Dental, vision and hearing resources. Home repair assistance for seniors and families with young children. Prescription drug coverage.	10/11/2022 10:24 AM
9	make people more aware of what is available.	10/10/2022 6:13 PM
10	Subsidized housing	10/10/2022 4:16 PM
11	Be more helpful instead of judging others . Get rid of officer mascarro.	10/10/2022 4:04 PM
12	Increase income allowed for Medicaid. Do fundraisers to help anonymously.	10/10/2022 3:01 PM
13	Offer work training that doesn't cost a lot.	10/10/2022 2:56 PM
14	Food banks and communicating with public of how and where to help	10/10/2022 2:31 PM
15	Getting more apartment units or housing for people and making sure the property can keep up with repairs and much needed attention to people who they rent to..	10/10/2022 2:22 PM
16	Resources and training	10/10/2022 2:16 PM

Q34 What is your gender?

Answered: 40 Skipped: 15



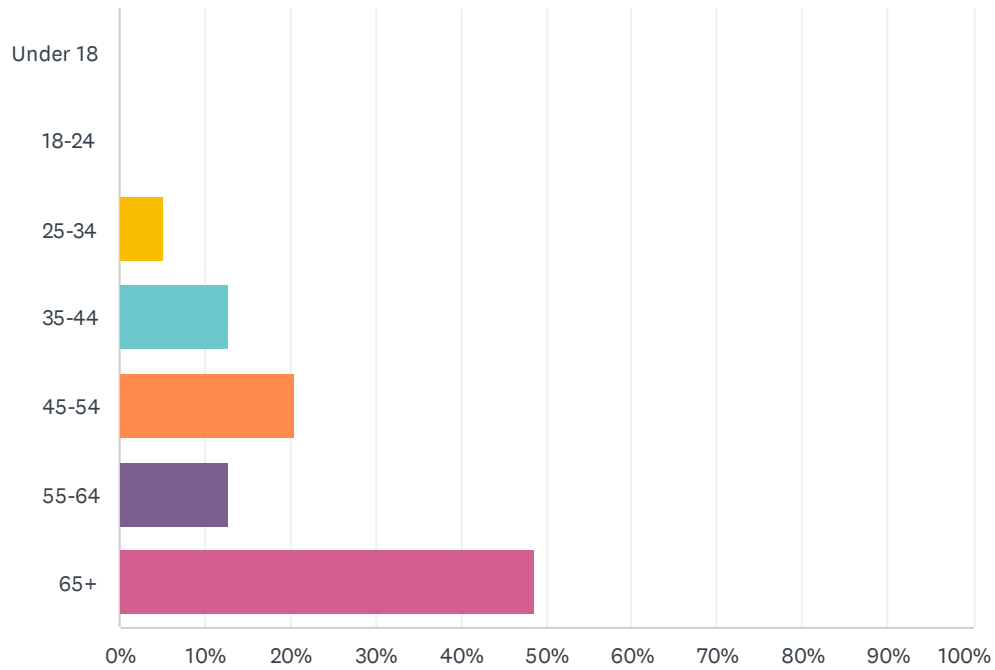
Hot Springs County Community Needs Survey

ANSWER CHOICES	RESPONSES	
Man	20.00%	8
Woman	80.00%	32
Nonbinary	0.00%	0
Not listed (please identify)	0.00%	0
TOTAL		40

#	NOT LISTED (PLEASE IDENTIFY)	DATE
	There are no responses.	

Q35 What is your age?

Answered: 39 Skipped: 16

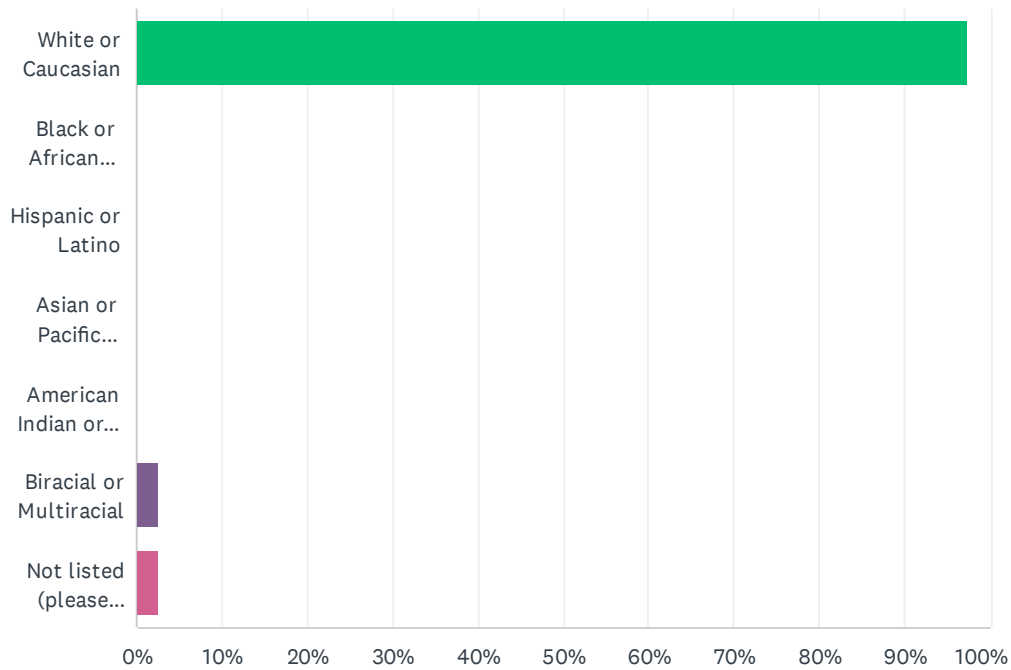


Hot Springs County Community Needs Survey

ANSWER CHOICES	RESPONSES	
Under 18	0.00%	0
18-24	0.00%	0
25-34	5.13%	2
35-44	12.82%	5
45-54	20.51%	8
55-64	12.82%	5
65+	48.72%	19
TOTAL		39

Q36 What best describes your race and ethnicity? Mark all that apply.

Answered: 39 Skipped: 16



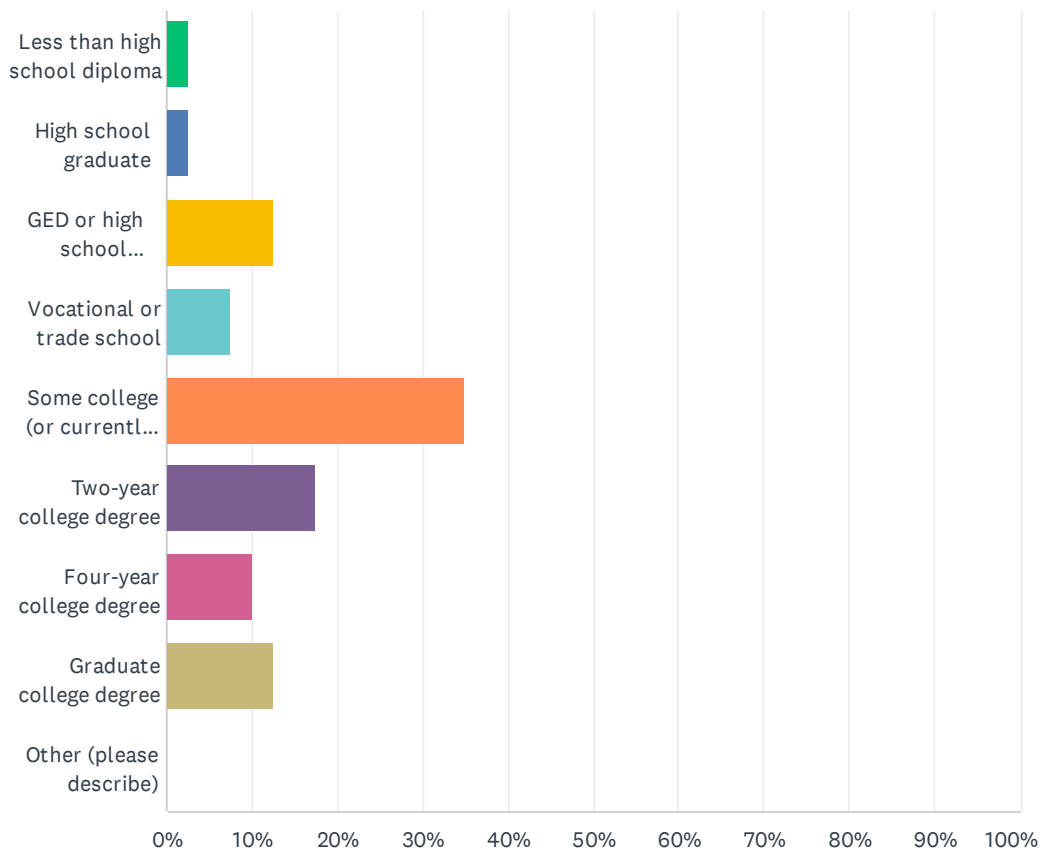
Hot Springs County Community Needs Survey

ANSWER CHOICES	RESPONSES	
White or Caucasian	97.44%	38
Black or African American	0.00%	0
Hispanic or Latino	0.00%	0
Asian or Pacific Islander	0.00%	0
American Indian or Alaskan Native	0.00%	0
Biracial or Multiracial	2.56%	1
Not listed (please identify)	2.56%	1
Total Respondents: 39		

#	NOT LISTED (PLEASE IDENTIFY)	DATE
1	American	10/11/2022 10:44 AM

Q37 What is the highest level of education you have completed?

Answered: 40 Skipped: 15



Hot Springs County Community Needs Survey

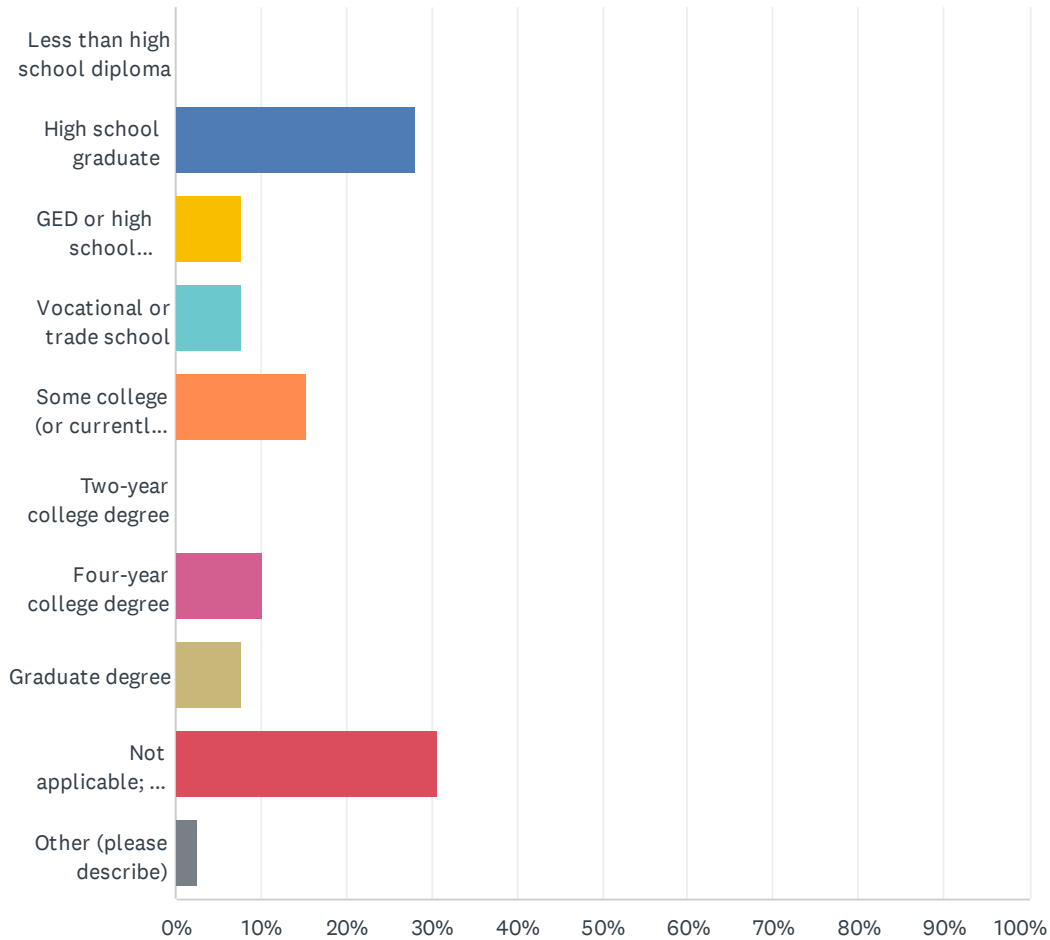
ANSWER CHOICES	RESPONSES	
Less than high school diploma	2.50%	1
High school graduate	2.50%	1
GED or high school equivalency	12.50%	5
Vocational or trade school	7.50%	3
Some college (or currently in college)	35.00%	14
Two-year college degree	17.50%	7
Four-year college degree	10.00%	4
Graduate college degree	12.50%	5
Other (please describe)	0.00%	0
TOTAL		40

#	OTHER (PLEASE DESCRIBE)	DATE
	There are no responses.	

Q38 What is the highest level of education of the other adult(s) in your household? Mark all that apply.

Answered: 39 Skipped: 16

Hot Springs County Community Needs Survey



ANSWER CHOICES	RESPONSES	
Less than high school diploma	0.00%	0
High school graduate	28.21%	11
GED or high school equivalency	7.69%	3
Vocational or trade school	7.69%	3
Some college (or currently in college)	15.38%	6
Two-year college degree	0.00%	0
Four-year college degree	10.26%	4
Graduate degree	7.69%	3
Not applicable; no other adults in the household	30.77%	12
Other (please describe)	2.56%	1
Total Respondents: 39		

#	OTHER (PLEASE DESCRIBE)	DATE
1	I don't know	10/10/2022 2:22 PM